

2020 District 10 4-H Fall Round-Up Guide



December 1-3, 2020
Kerrville, TX



Table of Contents:

Schedule.....	3
General Rules.....	4
Entomology.....	6
Food Show.....	9
FCH Quiz Bowl	27
Horse & Livestock Quiz Bowl	34
Public Speaking & Educational Presentations.....	38
Maps	51

Fall Round-Up Schedule

Tuesday, December 1, 2020

8:30 am Entomology

Wednesday, December 2, 2020

Food Show Registration

8-8:30 am – Juniors

11-11:30 am – Intermediates

2-2:30 pm – Seniors

Thursday, December 3, 2020

8:30 am FCH Quiz Bowls Registration

**8:30 am Horse & Livestock Quiz Bowl
Registration**

1:00-2:00 pm Public Speaking &

Educational

Presentations Registration



General Rules

General Rules

AGE DIVISIONS:

There will be three age divisions. Divisions for all District Contests are determined as the age as of August 31, 2020. The age divisions are as follows (except for Smallbore Rifle):

- Juniors – 3rd. Grade (and 8 years old) – 5th Grade
- Intermediates – 6th – 8th Grade
- Seniors – 9th- 12th Grade (has not surpassed their 18th birthday as of August 31, 2020)

Smallbore Rifle age divisions will be in the Spring Round-Up Guide.

Juniors may move up to the Intermediate age division when participating on a team that has true intermediates (based on grades listed above) on it. No one may move up to the Senior age division.

REGISTRATION:

Registration will be conducted on 4-H Connect. Each member of a team will be required to register themselves.

Cost of Registration:

- **\$15 per contest entered.** For example, if entering Food Show, Entomology, and Nutrition Quiz Bowl it will cost \$45 total.

Registration Period:

- **Regular Registration will be open on 4-H Connect October 19 -November 3, 2020.**
- Late Registration will be from November 4-5, 2020 ONLY for an additional \$25 fee.
- All paperwork due for any Fall Contests must be in the District Office by November 6th.

No refunds will be given for any District Contest Registrations.

ADVANCING TO DISTRICT (contest entry limits or restrictions):

Team Contests for the most part do not have a limit on the number of teams that can advance to District (except as noted below). If it is a team contest that allows individuals, please note that only two individuals per age division will be allowed at District. That means that if you have three individuals than they must be combined into a team to compete at the District level.

Contests listed below do have limits per county:

- **Food Show**
 - 1 entry per age division, per category can advance to District
- **Food Challenge**
 - 2 teams per age division can advance to District.



Entomology Judging Packet





TO: District 10 County Extension Agents

FROM: Michael Haynes Megan Logan
District Extension Administrator District 10 4-H Specialist

SUBJECT: 2020-2021 District 10 4-H Entomology Judging Contest

DATE: Tuesday, December 1, 2020 – Entomology Judging
Hill Country Youth Center
3785 Highway 27 Kerrville, TX 78028

REGISTRATION: Registration on 4-H Connect as follows:

- Regular Registration: October 19 - November 3, 2020
- Late Registration: November 4 - 5, 2020 ONLY

COST: Regular Registration: \$15 per individual
LATE Registration: \$40.00 per individual
This is the regular registration cost plus a \$25 late fee

AGE DIVISIONS: There will be three age divisions for all Judging Contests. Age division is determined by the 4-Her's birthday as of August 31, 2020.


- Juniors – 3rd Grade (and 8 years old) – 5th Grade
- Intermediates – 6th – 8th Grade
- Seniors – 9th- 12th Grade (has not surpassed their 18th birthday as of August 31, 2020)

TEAM/

INDIVIDUAL: Counties may enter as many teams as they wish and up to 2 individuals in judging contests in each age division. All youth entered in each age division will be eligible for high point individual awards.

MATERIALS: Answer packets/placing cards will be provided for all participants at the judging contests. Contestants will be required to bring two (2), sharpened #2 pencils with good erasers and one clipboard.

CONTEST SCHEDULE AND ASSIGNMENTS		
Contest	Location/Time	Assignments
Tuesday, December 1, 2020 – Kerrville Church of Christ, Kerrville, TX		
Entomology Judging Identify selected insects and complete a written examination on insects. Questions will be selected primarily from "Study Materials for 4-H Entomology Contests."	Hill Country Youth Center 3785 Highway 27 Kerrville, TX 78028 8:30 am Registration 9:00 am Contest begins	Superintendents: David Rodriguez Noel Troxclair Committee: Brett Allen Molly Keck Daphne Richards



Food Show




Table of Contents

Date, Location, Schedule	11
Theme	11
General Rules and Guidelines	12-14
Senior Rules & Guidelines, Scorecard	15-17
Intermediate Rules & Guidelines, Scorecard	18-19
Junior Rules and Guidelines, Scorecard	20-21
Junior & Intermediate Sample Questions	22
Food Show Resources	23
Recipe Checklist	24
Recipe Example	25
Recipe Submission Form	26

(Click on the section you want to jump to)

DATE

Wednesday, December 2, 2020

LOCATION

Hill Country Youth Center
3785 Highway 27 Kerrville, TX 78028

SCHEDULE**

8:00-8:30a.m. Junior Check-in
8:30 a.m. Junior Contest Starts
11-11:30 a.m. Intermediate Check-in
11:30 a.m. Intermediate Contest Starts
2-2:30 p.m. Senior Check-in
2:30 p.m. Senior Contest Starts
TBD Presentation of awards

***** This schedule is subject to change! More details to be announced as we get closer to the contest date.***

THEME

This year's 4-H Food Show theme is GROCERY GAMES...Let your local food sources guide your healthy recipe selection with only \$10 to spend!

Texas is a diverse state, in more ways than one! Some of us live in a metroplex with access to major supermarkets and aisles upon aisles of options. Others live in small towns supplied by a convenience store or a larger store if we are willing to travel. A few of us find fresh food in our own backyard garden. The rest of us are somewhere in between! This year, we want you to be creative by using YOUR local food sources to create a dish on a budget. This year's Food Show will be especially unique as 4-H'ers bring foods created from the supermarket, the small-town convenience stores, the dollar stores, and even the garden! What are you bringing to the table? Remember to keep in mind good nutrition and healthy preparation methods as you select your recipe.

General Rules & Guidelines

The rules in this guide are for the District 10 4-H Food Show competition held in conjunction with Fall Roundup.

1. Participants must be 4-H members currently enrolled in a Texas 4-H Youth Development county program and actively participating in the Food and Nutrition project.
2. There are three age divisions for competition as outlined below. 4-H members' division is determined by their grade as of August 31, 2020.
 - a. Junior-Grades 3rd, 4th & 5th
 - b. Intermediate-Grades 6th, 7th, & 8th
 - c. Senior-Grades 9th, 10th, 11th & 12th
3. An alternate cannot participate in the District 10 Food Show.
4. Contestants should wear clothing consistent with professional and safe food handling practices.
5. Contest Components
 - a. Each food show participant will complete/compete in each of the following components.
 - i. Dish
 - ii. Interview (Junior & Intermediates Only)
 - iii. Presentation & Interview (Seniors Only)
 - iv. Skills Showcase (Intermediates/Seniors Only)
 - v. Knowledge Showcase (Seniors Only)
6. Dish Selection
 - a. The selection and knowledge of the dish should highlight that the contestant has learned valuable skills and knowledge related to healthy eating and chronic disease prevention.
 - b. Contestants should ensure they are choosing healthy recipes that follow guidance in the Recipes for Good Health resource located at <https://texas4-h.tamu.edu/projects/food-nutrition/>
7. Dish Categories
 - a. Appetizer
 - i. Traditionally an appetizer is a small dish or food that is eaten prior to the main course. When selecting recipes for this category, contestants should consider foods that are lower in fat, sodium, and calories to not ruin one's appetite.
 - b. Main Dish
 - i. The main dish is usually the heaviest, heartiest, and most substantial dish in a meal. In a meal consisting of several courses, the main dish is served during the main course and is the featured dish of the meal. The key ingredient is usually meat or another protein food, but they may contain other foods.
 - c. Side Dishes
 - i. Side dishes are foods that are usually served along with a main dish or as accompaniments to the main course. Suggested dishes may include salads, cooked vegetables, cooked fruit, pasta or rice dishes, and/or combination vegetable dishes.

d. Healthy Desserts

- i. Healthy can still mean delicious when it comes to desserts. Dishes in this category should be served at the end of the meal or for special occasions. Contestants should modify traditional recipes with healthy substitutions and consider MyPlate and Dietary Guidelines when selecting recipes for this category.

8. The decision as to whether a dish qualifies in a category will be left entirely to the discretion of the agent during judging at the county level.

9. Cost

- a. The contestant's recipe must cost less than \$10 to prepare (excluding spices and seasonings).

10. Recipes

- a. All participants will upload their recipe when registering for competition in 4-H Connect for District 4-H Food Show.
- b. Failure to upload the recipe at time of registration may result in disqualification.
- c. Recipes should be typed in the standard recipe format using the enclosed Recipe Submission Checklist as a guide. ([see page24](#))
- d. Total dish serving size MUST be included at the bottom of the recipe

11. Cooking

- a. Contestants will select and prepare a dish at home and bring it to the contest.
- b. There will be no actual cooking preparation at the District Food Show.
- c. Contestants will NOT have access to electrical outlets, microwaves, ovens, refrigerators, freezers, sinks, etc. at the District Food Show.

12. Dish Displays

- a. Dishes may only be accompanied by the following:
 - i. A serving utensil
 - ii. An eating utensil (i.e. spoon, fork)
 - iii. Napkin
 - iv. Edible garnish
 - v. Serving tray (for transportation purposes).
- b. No decorations.
 - i. Contestants are encouraged to have an appealing "presentation," however, excessive décor, plating, etc. is not acceptable.
- c. Both disposable and non-disposable serving dishes are acceptable.

13. Dish Staging Area

- a. Contestants will stage their dish in the assigned staging area as designated by contest officials.
- b. Parents/guardians/etc. will NOT be allowed in the contest area (which includes staging and holding areas).
 - i. If the contestant needs assistance preparing their dish for presentation, this should be done before entering the dish into the staging area.
- c. Hot dishes should be accompanied by a thick place mat, a trivet, or some other type liner to place between the hot dish on the table as a hot dish may damage the table or covering.

14. Contestant Holding Area

- a. Contestants will be assigned seating once the contest begins and must remain in their assigned seat until he/she interviews after which the contestant may leave the holding area unless otherwise stated.

Senior Judging Rules & Guidelines

Senior Judging will consist of five components as listed below.

1. Presentation
 - a. Maximum five-minute presentation to introduce themselves and their dish
 - b. Presentation should include the following
 - i. Describe the inspiration in choosing the recipe
 - ii. How the recipe relates to the current theme
 - iii. Areas as indicated on the scorecard ([see page 17](#))
 1. Knowledge of MyPlate
 2. Nutrition Knowledge
 3. Food Preparation
 4. Food Safety Concerns
2. Interview
 - a. Four-minute interview
 - b. Judges will ask questions applicable to the attached scorecard
 - i. This includes but is not limited to basic nutrition, food safety, food preparation, chronic disease prevention, age related nutrition, or other areas of health, as well as project experiences.
 - c. Judges may ask additional questions related to general food and health, food systems, food safety, or food/health issues.
3. Serving
 - a. Senior participants will be required to bring their entire dish to the District Contest and will serve one serving to the judges from their serving dish to the judge's plate during their interview.
 - b. Contestants will have one minute to serve the judges a portion of the dish.
 - i. This allows judges to visually evaluate the dish prepared.
 - ii. Contestants should practice proper food handling techniques when presenting food to the judges.
 - c. Judges will not taste the food.
4. Skill Showcase
 - a. A maximum of three minutes will be allowed for the Skill Showcase.
 - b. Contestants will showcase a skill learned in the food and nutrition project area when they bring their dish to be judged as assigned by the judges.
 - c. All materials to demonstrate this skill will be provided
 - d. Judges will score the skill based on correct procedures, safety, and other pertinent information related to the skill assigned.
 - e. The skill will be assigned during designated judging time for each contestant and not prior.
5. Knowledge Show Case

- a. Contestants will be given a 10-question quiz containing multiple choice and true/false questions. The quiz will be given and graded by Scan Tron. All questions will be read aloud.
- b. The quiz will test contestant's knowledge of food preparation, food safety, kitchen safety, and general nutrition knowledge.
- c. No study materials will be provided; however, contestants should refer to the Texas 4-H Food & Nutrition page (<https://texas4-h.tamu.edu/projects/food-nutrition/>) for potential resources.

Other Senior Guidelines

- 1. Senior 4-H members wanting to assist with District 4-H Food Show awards program may apply at the time of registration on 4-H Connect
- 2. The top placing Senior in each dish category will advance to State.
 - a. The four (4) SENIORS advancing to State will upload their food show recipe at the same time they register through 4-H Connect for State 4-H Roundup.
 - b. State 4-H Round-Up registration is May 1- 12, 2021.
 - c. The State Food Show is scheduled for Thursday, June 11, 2021, during Texas 4-H Roundup week in College Station.

District 10 Food Show			
Senior Score Card			
Contestant Name: _____		County: _____	
Entry Category: _____ Appetizer _____ Main Dish _____ Side Dish _____ Healthy Dessert			
	Comments	Points	Score
I. PRESENTATION			
Theme:		(5)	
Is theme represented in this entry?			
Knowledge of MyPlate:		(10)	
Food group of individual ingredients			
Serving amount needed from each group daily			
Food group that dish falls into			
Know ledge of personal healthy lifestyles choices based on dietary guidelines			
Nutrition Knowledge:		(10)	
Contestant understands what this dish contributes to the diet			
Food Preparation:		(10)	
Knows the key steps in preparation of food and function of ingredients			
Food Safety Concerns & Practices:		(10)	
Knows food safety concerns in preparation and storage of dish			
II. INTERVIEW <i>(category specific)</i>			
Judge's Questions		(15)	
4-H Food & Nutrition Project Activities		(10)	
III. FOOD PRESENTATION/QUALITY			
Appearance of food (texture, uniformity)		(5)	
Garnishing			
IV. EFFECTIVENESS OF COMMUNICATION			
Voice, poise, personal appearance		(5)	
V. SKILL SHOWCASE			
Proper demonstration of assigned skill		(10)	
VI. Knowledge Showcase			
		(10)	
Additional Comments:		Total Points (100)	
Judges Initials:			
Revised August 2020			

Intermediate Judging Rules & Guidelines

Intermediate Judging will consist of two components as listed below.

1. Interview
 - a. Five-minute interview
 - i. Intermediate contestants will NOT give a prepared presentation. If the contestant begins to present the judges will ask the contestant to stop and remind them that this is an interview only.
 - b. Judges will ask questions applicable to the attached scorecard
 - i. This includes but is not limited to basic nutrition, food safety, food preparation, chronic disease prevention, age related nutrition, or other areas of health, as well as project experiences.
 - c. Judges may ask additional questions related to general food and health, food systems, food safety, or food/health issues.
 - d. [See page 22](#) for possible questions
2. Skill Showcase
 - a. A maximum of three minutes will be allowed for the Skill Showcase.
 - b. Contestants will showcase a skill learned in the food and nutrition project area when they bring their dish to be judged as assigned by the judges.
 - c. All materials to demonstrate this skill will be provided
 - d. Judges will score the skill based on correct procedures, safety, and other pertinent information related to the skill assigned.
 - e. The skill will be assigned during designated judging time for each contestant and

not prior. Serving Size/ Dish Display

1. Intermediate participants will only bring, display, and present to the judges a single serving of the dish instead of the entire dish.
2. Intermediates will not “serve the judges” as the dish they present will only be a single serving and therefore does not need to be “served.”
3. Judges will not taste the food.

District 10 Food Show

Intermediate Score Card

Contestant Name: _____ County: _____

Entry Category: _____ Appetizer _____ Main Dish _____ Side Dish _____ Healthy Dessert

	Comments
I. INTERVIEW	
Theme:	
Is theme represented in this entry?	
Knowledge of MyPlate:	
Food group of individual ingredients	
Serving amount needed from each group daily	
Food group that dish falls into	
Know ledge of personal healthy lifestyles choices based on dietary guidelines	
Nutrition Knowledge:	
Contestant understands what this dish contributes to the diet	
Food Preparation:	
Knows the key steps in preparation of food and function of ingredients	
Food Safety Concerns & Practices:	
Knows food safety concerns in preparation and storage of dish	
Judge's Questions	
4-H Food & Nutrition Project Activities	
II. FOOD PRESENTATION/QUALITY	
Appearance of food (texture, uniformity)	
Garnishing	
III. EFFECTIVENESS OF COMMUNICATION	
Voice, poise, personal appearance	
IV. SKILL SHOWCASE	
Proper demonstration of assigned skill	
Additional Comments:	
Judges Initials	
Revised August 2020	

Junior Judging Rules & Guidelines

Junior Judging will consist of one component as listed below.

1. Interview
 - a. Five-minute interview
 - i. Junior contestants will NOT give a prepared presentation. If the contestant begins to present the judges will ask the contestant to stop and remind them that this is an interview only.
 - b. Judges will ask questions applicable to the attached scorecard
 - i. This includes but is not limited to basic nutrition, food safety, food preparation, chronic disease prevention, age related nutrition, or other areas of health, as well as project experiences.
 - c. Judges may ask additional questions related to general food and health, food systems, food safety, or food/health issues.
 - d. [See page 22](#) for possible questions

Serving Size/ Dish Display

1. Junior participants will only bring, display, and present to the judges a single serving of the dish instead of the entire dish.
2. Juniors will not “serve the judges” as the dish they present will only be a single serving and therefore does not need to be “served.”
3. Judges will not taste the food.

District 10 Food Show

Junior Score Card

Contestant Name: _____ County: _____

Entry Category: _____ Appetizer _____ Main Dish _____ Side Dish _____ Healthy Dessert

Comments

I. INTERVIEW

Theme:

Is theme represented in this entry?

Knowledge of MyPlate:

Food group of individual ingredients

Serving amount needed from each group daily

Food group that dish falls into

Know ledge of personal healthy lifestyles choices based on dietary guidelines

Nutrition Knowledge:

Contestant understands what this dish contributes to the diet

Food Preparation:

Know s the key steps in preparation of food and function of ingredients

Food Safety Concerns & Practices:

Knows food safety concerns in preparation and storage of dish

Judge's Questions

4-H Food & Nutrition Project Activities

II. FOOD EVALUATION

Food Presentation/Quality:

Appearance of food (texture, uniformity)

Garnishing

III. EFFECTIVENESS OF COMMUNICATION

Voice, poise, personal appearance

Additional Comments:

Judges Initials

Revised August 2020

Junior & Intermediate Sample Questions

1. What are the key nutrients you would get from your recipe? Why do you need these nutrients?
2. What are the preparation steps in your recipe and why are they important?
3. What did you learn about food safety in your foods & nutrition project?
4. Tell me about one of the ingredients in your dish and why it is important in your recipe?
5. (Function of ingredients)
6. What have you learned in your foods project about healthy eating?
7. Give one example of a food from each My Plate section.
8. Other than My Plate, what should you consider when planning a meal?
9. What did you learned in your foods and nutrition project that you thought was most important in Community Services, Leadership and Workshops?
10. Could you substitute anything in your recipe to make it healthier or modify the taste?
11. What is the cost of your dish?
12. Give one example of how you incorporated the theme into your dish / dish selection

Food Show Resources

Participants are encouraged to use the following resources as a foundation to learning nutrition, food safety, and food preparation knowledge. Participants should not solely rely on these resources but seek other credible resources to expand their knowledge and expertise.

NUTRITION RESOURCES

- MyPlate
 - <http://www.choosemyplate.gov/>
- Food Safety
 - <https://texas4-h.tamu.edu/projects/food-nutrition/>
- Dietary Guidelines for Americans
 - <http://health.gov/DietaryGuidelines/>
- Preparation Principles & Function of Ingredients
 - <https://texas4-h.tamu.edu/wp-content/uploads/Preparation-Principles-and-Function-of-Ingredients.pdf>
- Know Your Nutrients
 - https://texas4-h.tamu.edu/wp-content/uploads/Know-Your-Nutrients_FINAL.pdf
- Nutrient Needs at a Glance
 - http://fcs.tamu.edu/food_and_nutrition/pdf/nutrient-needs-at-a-glance- E-589.pdf

THEME RESOURCES

- 10 Tips: Save More at the Grocery Store
 - <https://www.choosemyplate.gov/ten-tips-save-more-at-the-grocery-store>
- 20 Money Saving Grocery Shopping Tips
 - <https://www.eatright.org/food/planning-and-prep/eat-right-on-a-budget/20-money-saving-grocery-shoppingtips>
- 10 Tips for Healthy Grocery Shopping
 - <https://www.webmd.com/food-recipes/features/10-tips-for-healthy-grocery-shopping#1>
- Eating Better on a Budget
 - <https://choosemyplate-prod.azureedge.net/sites/default/files/tentips/DGTipsheet16EatingBetterOnABudget.pdf>
- Smart Shopping for Veggies and Fruits
 - <https://choosemyplate-prod.azureedge.net/sites/default/files/tentips/DGTipsheet9SmartShopping.pdf>
- Stretch Your Food Dollars at the Grocery Store

RECIPE CHECKLIST

Recipes for Texas 4-H Food Show should adhere to the guidelines below. Please use this checklist to ensure recipes are correctly written.

	YES	NO
DOES YOUR RECIPE HAVE ALL OF THESE PARTS?		
Name of recipe	_____	_____
Complete list of ingredients	_____	_____
Size cans, number of packages, cans, etc. given *EX: 10 oz box chopped frozen spinach NOT Spinach, box of spinach or frozen spinach	_____	_____
Description for combining all ingredients	_____	_____
LIST OF INGREDIENTS		
Ingredients are listed in order in which they are used in directions	_____	_____
Ingredients listed as they are measured. *EX: ¼ cup chopped onion, not ¼ cup onion chopped. *EX: 1 green pepper, chopped, not 1 chopped green pepper	_____	_____
Measurements given in common fractions *Ex: 1/4 cup, 2 tablespoons, 1 teaspoon	_____	_____
All measurements are spelled out, not abbreviated. *Ex: cup, teaspoon, tablespoon, size can, etc. *Ex: 4-ounce can	_____	_____
No brand names are used.	_____	_____
Complete description of ingredients is included *EX: low-fat; packed in syrup; reduced fat; etc.	_____	_____
DIRECTIONS		
Clear instructions used for every step of combining and cooking the ingredients	_____	_____
Short, clear sentences used	_____	_____
Correct wording used to describe combining and cooking processes	_____	_____
Size and type of pan stated	_____	_____
Oven temperature and cooking times given	_____	_____
Number of servings or how much the recipe would make include	_____	_____

RECIPE EXAMPLE

4-H Shamrock Salad

6-ounce package lime gelatin	(not just 1 package lime gelatin)
2 cups boiling water	
1 cup lemon-lime soda	
8-ounce package cream cheese, softened etc.)	(not just 1 package/what kind) Low fat, Fat free,
½ teaspoon vanilla	
½ teaspoon lime juice	
6-ounce can mandarin oranges, drained	(always include size)
8-ounce can pineapple tidbits, drained	
1 cups green grapes, halved, seeded green)	(not just grapes also color/kind) Red, concord,
2 cups chopped celery	(not 2 cups celery chopped – you must chop the celery to measure it, so chopped must be written first)
½ cup chopped pecans chopping?	(are you measuring the pecans before or after chopping?)
8-ounce carton frozen low-fat whipped Topping, thawed	The way it is written here indicates chopping first)
3-ounce package lime gelatin 1 ½ cups boiling water	(indicate low-fat, fat-free, etc.)

Dissolve the 6-ounce package lime gelatin in 2 cups boiling water. Stir in 1 cup lemon-lime soda. Combine this with cream cheese, vanilla, and lime juice in blender, and process until smooth. Pour blended mixture into bowl. Stir in all fruit, celery and pecans. Fold in three-fourths carton whipped topping. Pour into 13x9x2 inch pan. (Note size of pan is listed) Chill until firm; then cut whole pan into 8 equal sized portions.

In order to make the 4-H Shamrock gelatin jigglers, dissolve the 3-ounce package lime gelatin in 1 ½ cups boiling water. Pour into shallow pan, 24x16x1 inches. Chill until set. Cookie cut the jiggle gelatin into 4-H Shamrock shapes. Serve salad squares on lettuce-lined plate. Top with 4-H Shamrocks. Garnish with remaining whipped topping. Chill until serving time. May add other garnishes to serving try for color variety. Yield 8 ½ cup servings. (Note number of servings is listed.)



TEXAS 4-H FOOD SHOW RECIPE SUBMISSION PAPERWORK

CONTESTANT NAME:					
CATEGORY <i>Please check one</i>	<input type="checkbox"/>	<input type="checkbox"/>	<input type="checkbox"/>	<input type="checkbox"/>	<input type="checkbox"/>
	Appetizer	Main Dish	Side Dishes	Healthy Desserts	
COUNTY					
DISTRICT					

Name of Recipe:		
Prep Time:	Cook Time:	Cost:

Type Recipe Here:

By submitting the recipe, the contestant releases the recipe for use by Texas 4-H Youth Development and Texas A&M AgriLife Extension.
Revised July 2020



FCH Quiz Bowl Packet



Texas 4-H & Youth Development
District 10 4-H Program

MEMORANDUM TO: DISTRICT 10 AGENTS

SUBJECT: 2020-2021 FCH QUIZ BOWL CONTEST

DATE: Thursday, December 3, 2020

LOCATION: Hill Country Youth Event Center in Kerrville, TX
3785 Highway 27, Kerrville, TX 78028
*once entries have been received, location will be determined

COMMITTEE: Shea Nebgen, -Chair
Bailey Cernosek
Kyle Hammel
Nicole Demmer, Co-chair
Nathan Tucker

REGISTRATION: Registration on 4-H Connect as follows:

- Regular Registration: October 19 - November 3, 2020
- Late Registration: November 4-5, 2020 ONLY

COST: Regular Registration: \$15 per individual

LATE Registration: \$40.00 per individual

This is the regular registration cost plus a \$25 late fee

SCHEDULE:

8:30am Registration Opens
9:00am Orientation for Contestants
9:15am FCH QB Begins

Presentation of awards immediately following the completion of the contest

ENTRIES:



Counties may enter as many teams as they wish in each age division for the District Contest. **Teams must be declared in advance by the County agent on 4-H Connect.** **Senior Teams must consist of four (4) youth** and **Junior and Intermediate Teams may consist of 3-4 youth**. An exception to the age division is that juniors may move up to compete with an intermediate team, but intermediates or seniors may not move up or down to a different age division. There are no individual entries in this contest.

DISTRICT CONTEST RESOURCES:

This contest helps participants increase their knowledge of basic nutrition, consumer information, food and kitchen safety, food preparation skills and storage, and nutrition and health. This contest will follow the rules and procedures listed in the Texas 4-H Quiz Bowl Study Guide, 4-H 3-2.030. The State 4-H FCH Quiz Bowl Study Guide should be utilized for support information. These documents will be released by the beginning of September and will be posted at this website. If there are significant changes from the State FDRM unit related to FCH-QB, we will update this letter and re-send to the counties after we receive the information.

Official references by age group include:

Juniors

→ Safe Home Food Storage (Texas AgriLife Extension publication B-5031, rev. 8/02)

→ Nutrient Needs at a Glance (Texas AgriLife Extension publication E-589, rev. 7/11) or Know Your Nutrients (https://texas4-h.tamu.edu/wp-content/uploads/Know-Your-Nutrients_FINAL.pdf)

→ USDA My Plate

My Plate, My Wins Mini Poster - https://choosemyplate-prod.azureedge.net/sites/default/files/tentips/mini_poster_0.pdf

Add More Vegetables to Your Day - https://choosemyplate-prod.azureedge.net/sites/default/files/tentips/DGTipsheet2AddMoreVegetables_0_0.pdf

Focus on Fruits – https://choosemyplate-prod.azureedge.net/sites/default/files/tentips/DGTipsheet3FocusOnFruits_0.pdf

Make Half Your Grains Whole – https://choosemyplate-prod.azureedge.net/sites/default/files/tentips/DGTipsheet4MakeHalfYourGrainsWhole_0.pdf

Got Your Dairy Today – https://choosemyplate-prod.azureedge.net/sites/default/files/tentips/DGTipsheet5GotYourDairyToday_0.pdf

Vary Your Protein Routine – https://choosemyplate-prod.azureedge.net/sites/default/files/tentips/DGTipsheet6ProteinFoods_0.pdf

Healthy Eating for Vegetarians – https://choosemyplate-prod.azureedge.net/sites/default/files/tentips/DGTipsheet8HealthyEatingForVegetarians_0.pdf

Be Food Safe - https://choosemyplate-prod.azureedge.net/sites/default/files/tentips/DGTipsheet23BeFoodSafe_0.pdf



Healthy Lifestyles - 2020 Contest Materials

→ Food Packaging

http://texas4-h.tamu.edu/wp-content/uploads/healthy_lifestyles_materials_food_packaging_labeling_2020.pdf

→ E-cigarettes and Vaping

o Electronic Cigarettes and Young People

https://www.cdc.gov/tobacco/basic_information/e-cigarettes/Quick-Facts-on-the-Risks-of-E-cigarettes-for-Kids-Teens-and-Young-Adults.html

□ Dietary Guidelines for Americans Executive Summary (DGA): pgs. x - xvii

<https://health.gov/our-work/food-nutrition/2015-2020-dietary-guidelines/guidelines/executive-summary/>

→ New Nutrients Facts Label – Key Changes – (FDA)

<https://www.fda.gov/downloads/food/labelingnutrition/ucm511646.pdf>

Intermediates

→ *All Junior References PLUS*

→ AAFCS Food: A Handbook of Terminology, Purchasing and Preparation, 11th or 12th edition

→ Academy of Nutrition and Dietetics Complete Food and Nutrition Guide, 5th edition;
Chapter 1, Page 3-20.

→ **Consumer Decision Making**

→ **Category**

• Sunglasses

http://texas4-h.tamu.edu/wp-content/uploads/healthy_lifestyles_materials_sunglasses_2020.pdf

Seniors

→ *All Junior and Intermediate Resources PLUS*

→ Academy of Nutrition and Dietetics Complete Food and Nutrition Guide, 5th edition.

→ **Family & Community Health Quiz Bowl Study Guide 2020-2021 – Food & Nutrition**

http://texas4-h.tamu.edu/wp-content/uploads/fch_quiz_bowl_study_guide_2020_2021.pdf

Healthy Lifestyles - 2020 Contest Materials

→ *Categories*

• Physical Activity

http://texas4-h.tamu.edu/wp-content/uploads/healthy_lifestyles_materials_physical_activity_2020.pdf

o Chapter 1

o Chapter 2

o Chapter 3

ADDITIONAL CONTEST RULES:

1. Counties are encouraged to have a local/county contest so that 4-H members may practice before District. Senior 4-H members must participate in District to qualify for State.
2. All team members must be from the same county. Counties may enter as many teams as they wish in the District contest in each division. **In State contests that allow three entries, the top three (3) teams will advance, of which one, two, or three entries could possibly come from the same county within the District. Mixing of individuals from various counties to create district “all-star” team(s) is not allowed.**
3. PRIOR COMPETITION: 4-H members are **eligible** to enter a contest in which they have previously been part of a **first-place entry** at State. However, if a team that placed first at State participated in the National Contest, they are INELIGIBLE to compete again at State.



4. **District 10 will not be calculating individual scores or distributing individual awards in any of the Quiz Bowl events at the District Level.**

AGENT ASSIGNMENTS:


The following agents will be assisting with the contest as timekeepers or score keepers. More information may be sent to you prior to the District Contest by Shea Nebgen, Contest Superintendent.

COMMITTEE: Shea Nebgen-Chair Nicole Demmer, Co-Chair
 Nathan Tucker Bailey Cernosek Kyle Hammel


ADDITIONAL HELPERS:

Jessica Faubion	Hillary Long	Natalie Cervantes
Caroline McLaren	Gretchen Sanders	Elsie Lacy
Victoria Grissom	Connie Sheppard	Taylor Osbourn
Matt Miranda	Kate Blankenship	Angela Fielder
Mellanie Mickelson	Crystal Wiltz	Molly Flores
Angie Gutierrez	Jymann Davis	Lauren Strom
Charla Bading	Sonia Coyle	Courtney White
Grace Guerra-Gonzalez		

Agents may be assigned to different roles with the contest. We will notify you of your official roles after all entries have been accepted. If you have further questions about FCH Quiz Bowl, please contact the District Office, Shea Nebgen or Nicole Demmer, the Contest Superintendents.



Livestock & Horse Quiz Bowl Packet





Texas 4-H & Youth Development

District 10 4-H Program

MEMORANDUM TO: DISTRICT 10 AGENTS

SUBJECT: 2020-2021 Livestock and Horse Quiz Bowls

DATE: Thursday, December 3, 2020

LOCATION: Hill Country Youth Event Center in Kerrville,
TX. 3785 Highway 27, Kerrville, TX 78028

COMMITTEE: Travis Franke, HQB Co-Chair
Samantha Shannon, HQB Co Chair
Taylor Osbourn
Taryn Titsworth

Jeff Hanselka, LQB Co-Chair
Courtney White LQB Co-Chair
Dwight Sexton

REGISTRATION: Registration on 4-H Connect as follows:

- Regular Registration: October 19 - November 3, 2020
- Late Registration: November 4-5, 2020 ONLY

COST: Regular Registration: \$15 per individual

LATE Registration: \$40.00 per individual

This is the regular registration cost plus a \$25 late fee

SCHEDULE:

8:30 am Registration Opens

9:00 am Orientation for Contestants

9:15 am Quiz Bowls Begin

Presentation of awards immediately following the completion of the contest

ENTRIES:



Counties may enter as many teams as they wish in each age division for the District Contest. **Teams must be declared in advance by the County agent on 4-H Connect.** **Senior Teams must consist of four (4) youth** and **Junior and Intermediate Teams may consist of 3-4 youth.** An exception to the age division is that juniors may move up to compete with an intermediate team but intermediates or seniors may not move up or down to a different age division. There are no individual entries in this contest

CONTEST RESOURCES:

General Quiz Bowl

- Texas 4-H Quiz Bowl Guide – <https://texas4-h.tamu.edu/wp-content/uploads/2018-Quiz-Bowl-Rules-8.30.18.pdf>
- Texas 4-H Quiz Bowl Score Sheet - *to be added when state rules are updated.*

Livestock Quiz Bowl

- Texas 4-H Livestock Quiz Bowl Supplement – this includes the list of resources that questions can be pulled from. <https://texas4-h.tamu.edu/events/roundup/>
- Livestock Quiz Bowl Sample Questions - *to be added when state rules are updated.*

Horse Quiz Bowl

- Texas 4-H Horse Quiz Bowl Supplement – this includes the list of resources that questions can be pulled from. <https://texas4-h.tamu.edu/events/roundup/>

ADDITIONAL CONTEST RULES:

1. Counties are encouraged to have a local/county contest so that 4-H members may practice before District. Senior 4-H members must participate in District to qualify for State.
2. All teams' members must be from the same county. Counties may enter as many teams as they wish in the District contest in each division. **In State contests that allow three entries, the top three (3) teams will advance, of which one, two, or three entries could possibly come from the same county within the District. Mixing of individuals from various counties to create district "all-star" team(s) is not allowed.**
3. PRIOR COMPETITION: 4-H members are **eligible** to enter a contest in which they have previously been part of a **first place entry** at State. However, if a team that placed first at State participated in the National Contest, they are INELIGIBLE to compete again at State.



4. District 10 will not be calculating individual scores or distributing individual awards in any of the Quiz Bowl events at the District Level.

Items to be supplied by District Office:

- 4 Sets of Buzzers
- Dry Erase Boards and Markers
- Easels
- Extension Cords/Power Strips
- Score Sheets
- Awards
- Brackets

AGENT ASSIGNMENTS:

The following agents will be assisting with the contest as time keepers or score keepers. More information may be sent to you prior to the District Contest by Travis Franke and Jeff Hanselka, Contest Superintendents.


COMMITTEE: Travis Franke, HQB Co-Chair Jeff Hanselka, LQB Co-Chair
Samantha Shannon, HQB Co-Chair Courtney White, LQB Co-Chair

ADDITIONAL HELPERS: Taylor Osbourn Dwight Sexton
Taryn Titsworth

Agents may be assigned to different roles with the contest. We will notify you of your official roles after all entries have been accepted. If you have further questions about Livestock or Horse Quiz Bowl, please contact the District Office; Travis Franke or Jeff Hanselka, Contest Superintendents.



Educational Presentations & Public Speaking Packet





MEMO TO: DISTRICT 10 COUNTY EXTENSION AGENTS

SUBJECT: 2020-2021 DISTRICT 10 4-H Public Speaking & Educational Presentation Contests

LOCATION: Online using the ZOOM Software

DATE(S): Tuesday, December 8 – Thursday, December 10, 2020

FROM: Michael Haynes
District Extension Administrator

Megan Logan
District 10 4-H Specialist

REGISTRATION: **Regular Registration:** Monday, October 19, 2020 -Tuesday, November 3, 2020
Late Registration: November 4-5, 2020

**AGENT CERTIFICATION ON 4-H CONNECT & JUDGES FORM DUE IN THE DISTRICT OFFICE
ON FRIDAY NOVEMBER 6, 2020**

SCHEDULE FOR THE DAY (CONSISE TIMES AND SCHEDULE SENT IN NOVEMBER):

1:30 pm	Judges & Contestant Sign On
2:00 pm	Judges & Contestant Orientation
2:30 pm	Contests Begin in assigned Zoom Rooms with Awards announced following the final presentation. (Contestants will not be allowed into their zoom judging rooms until the room superintendent admits them).

The following information is included in the packet:

- Contest Eligibility and Participation for State 4-H Roundup
- District 10 4-H Public Speaking & Educational Presentation Registration Information for Agents
- Agent Assignments
- Judges and Helpers Information

Be sure to notify schools about 4-H'ers who will be competing at these 4-H functions for eligibility purposes. Please read and study the enclosed guidelines and share them with 4-H leaders and members.

District Public Speaking & Educational Presentation Rules and Information

DISTRICT REGISTRATION:

Regular Registration: Monday, October 19, 2020 -Tuesday, November 3, 2020 on 4-H Online

Late Registration: November 4-5, 2020 **ONLY on 4-H Online**

The registration fee will be \$15.00 per event entered/per child. A \$25 Late Fee will be added to all those who register November 4-5, 2020 bringing registration to a total of \$40 if late.

DISTRICT ENTRIES:

4-Hers who will be participating in District 10 Educational Presentation will be allowed to enter a maximum of one (1) category from table below.

Youth are welcome to participate in both Educational Presentation and Public Speaking. However, they are only allowed one entry in each.

County Extension Agents, please double check your 4-Hers speech topic and category before you approve your entries on 4-H connect. There will be no changes made at the district contest this year.

<u>Category Choices</u>	<u>Category Description</u>
Agricultural Technology & Farm Safety	Any current or future subject that addresses topics such as: Biotechnology Biogenetics Bioengineering Mechanical engineering Farm safety Use of technology, research, laser, satellites or advancements made in agricultural practices through the use of technology, computer systems, or cutting-edge ideas.
Animal Science	Any current or future subject that addresses any aspects of the dairy, poultry, sheep, goat, swine, or specialty animal industries such as embryo transfer and invitro-fertilization. Beef related presentations should fall under the beef category.
Beef	Any current or future subject that addresses topics related to the beef industry such as: Reproductive technologies Nutritional management Health Breeding and genetic considerations Behavior Beef carcasses and end-products Production costs General management aspects Cattle marketing Presentations may target cow-calf, stocker, or feedlot industry sectors.
Health & Wellness	Presentations should focus on healthy lifestyles, prevention and wellness, not illness/treatment. It is suggested that project experiences in this area include topics aimed at youth health, wellness and prevention. Suggested presentation topics: Increasing physical activity Tobacco prevention Alcohol prevention

	<p>Sun safety Preventing the spread of the cold and flu Sleep Reducing stress</p>
Horse	<p>Presentation is to cover the theory and/or practical skills learned in the 4-H horse project and should be appropriate for presentation at a 4-H club meeting. After hearing the presentation, the audience should be able to put information into practice to improve their production, management, training, or horse use knowledge and/or skills.</p>
Open (General)	<p>Youth will relate to skills learned in a project in which the 4-H member has been involved. Make sure your presentation is not better suited for another category.</p>
Open Ag & Natural Resources	<p>Youth will relate information to knowledge or skills learned in the field of Agriculture and Natural Resources. Before entering this category, make sure the presentation does not fit any other related educational presentation category.</p> <p>Topics may include:</p> <p style="text-align: right;">Agronomy/crop production Farm and ranch economics Horticulture Meat science Shooting sports related fields Other ANR field of study</p>
Open Family Community Health	<p>Youth will relate information to knowledge or skills learned in the field of Family and Consumer Sciences. Before entering this category, make sure the presentation does not fit any other related educational presentation category.</p> <p>Topics may include:</p> <p style="text-align: right;">Consumer life skills Financial management Fashion Clothing & Textiles Interior Design Food and nutrition Housing and home environment Other FCS field of study</p> <p>*Health related topics, which could include such things as increasing physical activity, tobacco and alcohol prevention, sun safety, preventing spread of colds and flu, sleep, and reducing stress, should compete under health & wellness educational presentation.</p>
Promote 4-H	<p>The purpose of this contest is to:</p> <p style="text-align: right;">Encourage 4-H members to develop promotion and marketing skills as they market and interpret 4-H through various types of media and presentations.</p> <ul style="list-style-type: none"> • Increase the promotion of 4-H to non-4-H audiences • Increase the number of people who join and support the 4-H program. <p>The 4-H promotion should convey a contemporary image of 4-H in a changing society. Promotional methods might include: radio, television, illustrated talks, method demonstrations, newspaper,</p>

	posters, projected images, exhibits, photographs, slide/tape presentations, puppets, PSA's, speeches, drama, skits, videos, computer programs, etc. Contestants identify a non- 4-H audience and demonstrate a promotional method which communicates the ideas or ideals of the 4-H program. Before entering this category make sure your presentation does not fit any other related educational presentation category.
Safety & Injury Prevention	<p>Topics may include accident prevention when operating motor vehicles, boats, home, yard machinery. Also included are safety topics on handling chemicals, animals and prevention of accidents relative to falls, fire, electricity, hunting and natural disasters.</p> <p>Suggested presentation topics:</p> <ul style="list-style-type: none"> Drinking and driving Distracted driving Personal safety ATV safety Natural disasters (flooding, tornadoes, hurricanes, drought, etc.) <p>Safety as it relates to agriculture would fall under the Agricultural Technology & Farm Safety category.</p>

VOLUNTEERS TO JUDGE ROUNDUP CONTESTS:

Each county with participants in the contest is asked to sign up at least two (2) judges for Educational Presentations and one (1) judge for Public Speaking. District Roundup Contests will need volunteers to serve as judges and assist with other contests. Agents will need to CONFIRM with these individuals prior to submitting their names. We will not be sending any confirmation letters to the volunteers prior to the contest so be sure to confirm with them. **Please complete the Educational Pres. & Public Speaking Volunteers tab on the google doc found at:**

by November 6, 2019

PUBLIC SPEAKING RULES:

1. Public Speaking is an individual contest. No team entries.
2. No props, visual aids, or audio/video recordings are permitted.
3. Time limit for public speaking presentations is 5-8 minutes.
PLEASE NOTE: this is increased TO EIGHT MINUTES, from seven minutes last year.
4. Topic should relate to current events related to youth.
5. Counties may enter as many Junior, Intermediate and Senior entries in public speaking as they wish.
6. No flash photography or video/recordings may be taken during contests.
7. The top 3 in the Senior Division will advance to Texas 4-H Round-Up.

Public Speaking Rules and Score Sheets can be found at: <http://texas4-h.tamu.edu/wp-content/uploads/Public-Speaking-Score-Sheet.pdf>

EDUCATIONAL PRESENTATION RULES:

1. ***Junior, Intermediate and Senior Entries*** – Counties may enter as many entries in each Educational Presentation Contest. For example, a county could have 2 presentations in Junior Beef and 3 in Junior Horse.
2. **County entries may involve 1 to 2 4-H members** only. All members will need to have a role in the presentation.
3. **Contestants may present from their own home if they have the proper equipment. Otherwise, county extension offices will provide computer and projector for the participants to use at the county extension office. If your office is CLOSED due to COVID 19, please contact Matt Miranda and the District 10 Office to make us aware and to help you locate an alternate location.**
4. The Time limit for Educational Presentations is 12 minutes for presentation and 9 minutes for set up/take down.
5. All awards will be announced in the contest zoom room and mailed later.
6. 2021 Roundup Guide is available on the Texas 4-H website.

Website link: <https://texas4-h.tamu.edu/events/roundup/>. Refer to it for specific rules for each Educational Presentation Contest.

8. Educational Presentation Scoresheets can be found at: <http://texas4-h.tamu.edu/wp-content/uploads/Educational-Presentations-Score-Sheet.pdf>
9. No flash photography or video/recordings may be taken during contests. Individuals will be asked to leave the room if caught.
10. The top 3 (in each category - Senior Division only) will advance to Texas 4-H Round-Up.
11. No spectators will be allowed in the presentation zoom room. The only ones that should be logged into the presentation rooms at the time of presentation would be the participants, superintendent and judges.

COVID-19 Educational Presentation and Public Speaking Plan

Due to COVID 19 Rules and guidelines, our ability to hold the contest face to face is untenable. Therefore, this contest will be held via ZOOM platform over the course of three days. Tuesday December 8 and Wednesday, December 9 will be reserved for educational presentations. Thursday, December 10 will be reserved for public speaking contest. The date and time of each individual contest will be emailed directly to all participants and their county extension agents in November, following receipt of all registrations on 4-H Connect.

MAKE SURE YOU DOUBLE CHECK THE CATEGORY FOR YOUR PRESENTATION BEFORE YOU SUBMIT ON 4-H ONLINE. We will not be able to switch your category once we have begun contests. Contestants will log into the Zoom room from a link sent in early December. They will then be admitted to the

contest room by the superintendent or contest chair. All timing for set up, take down and speech time will remain the same. Judges will be allowed to ask questions at the end of your presentation. Further information will be emailed in November as we get registrations in. If you have any questions, please contact us.



SCORE SHEET FOR PUBLIC SPEAKING

Name: _____ County: _____

Age Division: _____ Junior _____ Intermediate _____ Senior

Presentation Title: _____

Time (5-7 minutes) Start Time: _____ End Time: _____ Elapsed Time: _____

*Scores will be
cut off before
being returned*

Judges' Comments

Factors for Scoring

Poor Fair Good Excellent Superior

Composition and Organization (40 points)

1. Introduction

a. Attention of audience gained	1	2	3	4	5
b. Importance of subject established	1	2	3	4	5
c. Purpose clearly stated	1	2	3	4	5

2. Body

a. One central theme	1	2	3	4	5
b. Information accurate-source given	1	2	3	4	5
c. Information current	1	2	3	4	5
d. Logical sequence	1	2	3	4	5

3. Summary

a. Major points emphasized	1	2	3	4	5
----------------------------	---	---	---	---	---

Delivery (60 points)

4. Appearance

a. Grooming and dress	1	2	3	4	5
b. Poise and posture	1	2	3	4	5

5. Voice clear and understood	1	2	3	4	5
-------------------------------	---	---	---	---	---

6. Appropriate vocal dynamics	1	2	3	4	5
-------------------------------	---	---	---	---	---

7. Correct use of grammar	1	2	3	4	5
---------------------------	---	---	---	---	---

8. Eye contact with audience	1	2	3	4	5
------------------------------	---	---	---	---	---

9. Appropriate use of gestures/body language	1	2	3	4	5
--	---	---	---	---	---

10. Uniqueness of presentation	1	2	3	4	5
--------------------------------	---	---	---	---	---

11. Audience appeal	1	2	3	4	5
---------------------	---	---	---	---	---

12. Educational value	1	2	3	4	5
-----------------------	---	---	---	---	---

13. Questions					
---------------	--	--	--	--	--

a. Accuracy of answers	1	2	3	4	5
------------------------	---	---	---	---	---

b. Poise and self-confidence	1	2	3	4	5
------------------------------	---	---	---	---	---

Total Score (Max 100 points)

Overtime Penalty (2 points per ½ minute)

FINAL SCORE

Judge's Initials

SCORE SHEET FOR EDUCATIONAL PRESENTATIONS

TEXAS A&M
AGRI LIFE
EXTENSION



Name: _____ County: _____
 Age Division: _____ Junior _____ Intermediate _____ Senior
 Educational Presentation Category: _____
 Presentation Title: _____
 Time (Max 12 min) Start Time: _____ End Time: _____ Elapsed Time: _____

*Scores will be
cut off before
being returned*

Judges' Comments	Factors for Scoring	Poor	Fair	Good	Excellent	Superior
	I. The 4-H Member (20 points)					
	A. Appearance (5 pts)	1	2	3	4	5
	B. Voice (5 pts)	1	2	3	4	5
	C. Poise (5 pts)	1	2	3	4	5
	D. Grammar (5 pts)	1	2	3	4	5
	II. Presentation (35 points)					
	A. Introduction (5 pts)	1	2	3	4	5
	B. Method (5 pts)	1	2	3	4	5
	C. Verbal Presentation (5 pts)	1	2	3	4	5
	D. Teaching Aids (5 pts)	1	2	3	4	5
	E. Organization (5 pts)	1	2	3	4	5
	F. Audience Appeal (5 pts)	1	2	3	4	5
	G. Summary (5 pts)	1	2	3	4	5
	III. Subject Matter (45 points)					
	A. Selection of Subject					
	1. Reason for Choice (5 pts)	1	2	3	4	5
	2. One Basic Theme (5 pts)	1	2	3	4	5
	3. Practical (5 pts)	1	2	3	4	5
	B. Information Presented					
	4. Accurate (5 pts)	1	2	3	4	5
	5. Up-to-Date (5 pts)	1	2	3	4	5
	6. Complete (5 pts)	1	2	3	4	5
	7. Appropriate for Experience (5 pts)	1	2	3	4	5
	C. Knowledge of Subject					
	8. Principles (3 pts)	1	2	3		
	9. Application (2 pts)	1	2			
	10. Judges' Questions (5 pts)	1	2	3	4	5
	Total Score (Max 100 points)					
	Overtime Penalty (2 points per 1 minute)					
	FINAL SCORE					
	<i>Judge's Initials</i>					

AGENT ASSIGNMENTS

**SUPERINTENDENT'S
INFORMATION**

**JUDGE'S & CONTEST
HELPER FORM**

2020-2021 District 10 4-H Educational Presentation & Public Speaking Agent Assignments

JUDGES AND/OR SUPERINTENDENTS – TO BE ASSIGNED BEFORE CONTEST		
REGISTRATION/TABULATION		
Nelda Speller	Maggie Johnson	

2020-2021 District 10 4-H Public Speaking & Educational Presentations

Instructions for Superintendents

Review general information in the Texas 4-H Roundup Guide and give special attention to the description of the contests in which you are involved.

Packet Pick-Up – Will be mailed or emailed to each superintendent.

Room Set-Up – Bring the Following AV Equipment - Computer, Projector, Screen, Extension Cords, Slide Advancer, etc NOTE: This will only be needed if kids are presenting from a county extension office, in which case, this would be the responsibility of the hosting office.

- All Entries will be in your packet. Some will be denoted as being entered in multiple contests.
- Age Divisions Grade as of August 31, 2020:
 - Juniors – 3rd Grade (and 8 years old) – 5th Grade
 - Intermediates – 6th – 8th Grade
 - Seniors – 9th- 12th Grade (has not surpassed their 18th birthday as of August 31, 2020)

Judges Orientation (Reminders)

- Each judge will complete a score sheet for each contestant **with constructive comments**. Remind judges to initial scoresheets in the bottom right corner.
- Judges are not required to fill out numerical scores - they will rank 1st thru 5th place. Judges **MUST** make comments. (Review scorecard).

Contestants Orientation / Room Overview

- Welcome – Introduce Yourself!
- Congratulate all the participants in this year's contest.
 - There are ____ **entries** in the _____ Category.
 - There are ____ **entries** in the _____ Category.
 - There are ____ **entries** in the _____ Category.
- Take roll call and announce order of presentations
- Introduce the judges and recognize leaders

Announcements to Make: (Reminders)

- A. Please turn off all electronic devices so that they do not interrupt the presenters.
- B. Judges mute mic while youth participants present
- C. No photography or video recorders are allowed during the performance.
- D. Parents and spectators ARE NOT allowed in zoom room during presentation
- E. There may be a short break during the contest to allow for a restroom break for the judges, as well as a break after judging for tabulation and awards presentation preparation.
- F. Awards will be announced in contest room following judging.
- G. The top 3 in each category in the Senior Division will advance to Texas 4-H Round-Up.

Begin Judging

- Superintendent will serve as time keeper.

After Judging

- Complete copy of the Judges Report Form and be sure it is signed by all judges. All forms will be emailed to contest superintendent at mjmiranda@ag.tamu.edu.
- Compile information for each contest in the following order and paper clip:
 - Judges Report Form (2 copies)
 - Score Sheets grouped by contestant

Awards Presentation

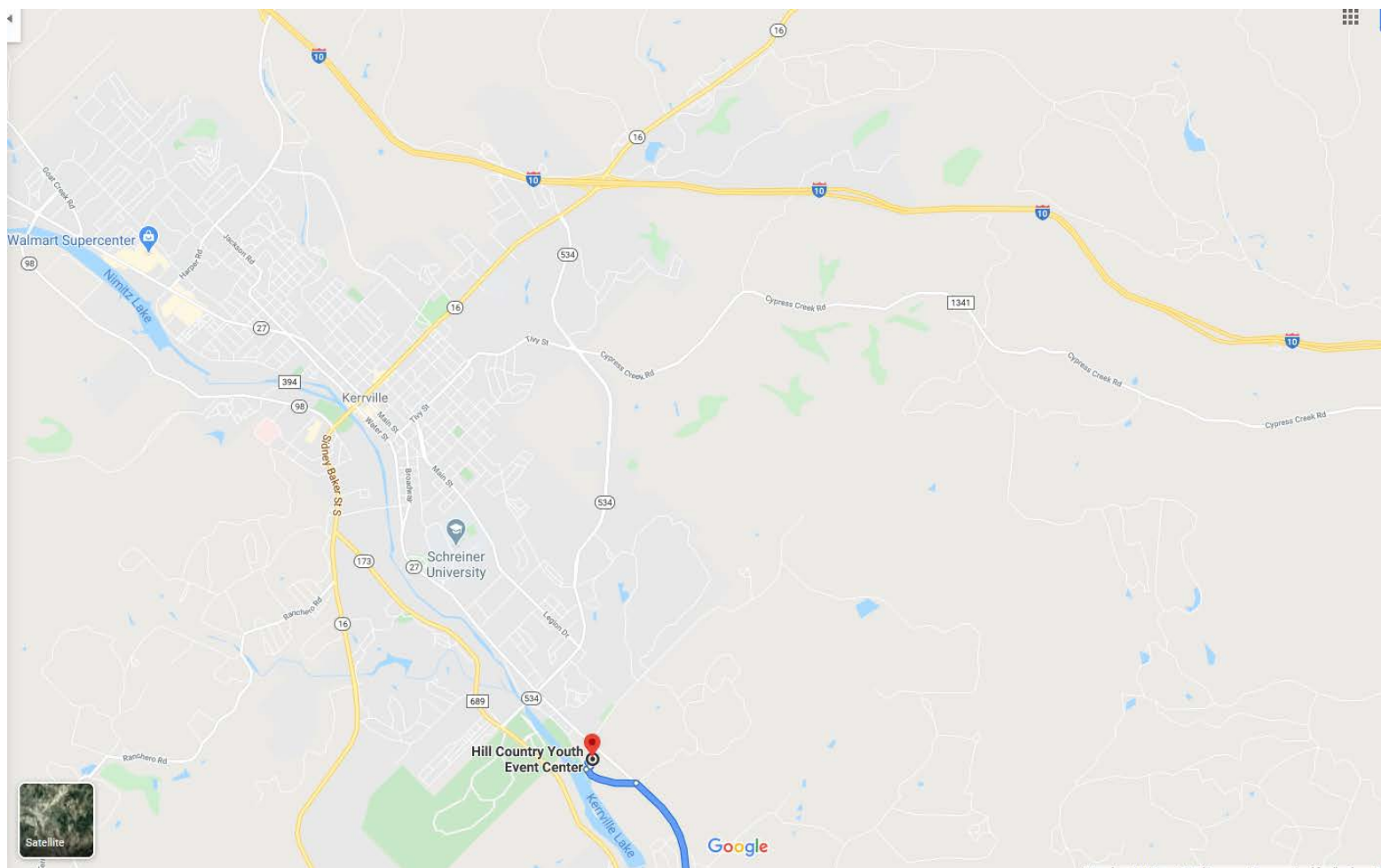
- Superintendent will announce awards for your contest room. Actual awards will be mailed to county extension offices as soon as possible.

Thanks for your help. We hope you will make suggestions for improving the contests next year.

Matt Miranda & Beth McMahon
2020-2021 Contest Chair

Entomology, Food Show, FCH **Quiz Bowl, Horse & Livestock Quiz** **Bowl and Public Speaking,** **Educational Presentations:**

Kerr County Hill Country Youth Event
Center 3785 Highway 27
Kerrville, TX 78028





4-H Motto and Pledge

In support of the 4-H Club

Motto: To Make the Best Better

**I pledge: My Head to clearer
thinking, My Heart to greater
loyalty, My Hands to larger
service, and My Health to better
living, for my club, my
community, my country, and my
world**