



2018 District 10 4-H Spring Round-Up Guide



**April 19-21, 2018
Fredericksburg, TX**



Spring Round-Up Schedule

*****Please note these are registration times. For a more detailed schedule please refer to each contests page.*****

Thursday, April 19, 2018

8:00 am Range & Pasture ID and Range Evaluation

1:30 pm Mohair & Wool Judging

1:30 pm Leaders 4 Life

Friday, April 20, 2018

7:30 am Soil Judging

8:30 am Duds to Dazzle

9:00 am Fashion Storyboards Due (Gillespie Co. Office)


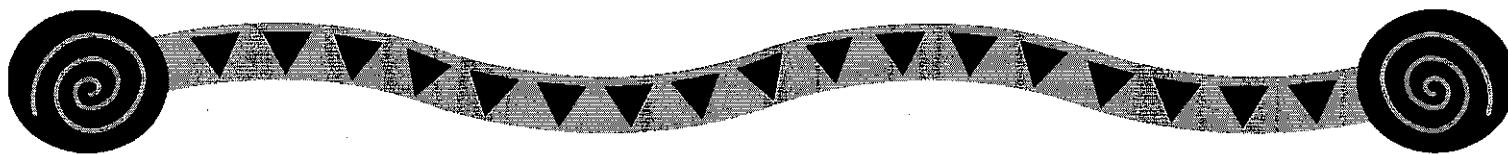
12:45 pm Fashion Show

3:00 pm Share-The-Fun

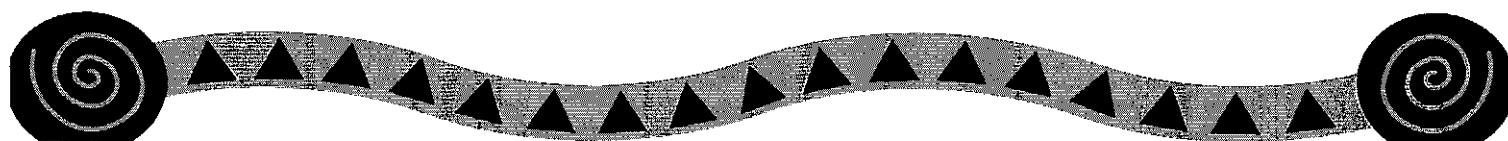
Saturday, April 21, 2018

7:30 am Livestock Judging

Small Bore Rifle Contest



General Rules



General Rules

AGE DIVISIONS:

There will be three age divisions. Divisions for all District Contests are determined as the age as of August 31, 2017. The age divisions are as follows (except for Leaders 4 Life and Smallbore Rifle):

- Juniors – 3rd Grade (and 8 years old) – 5th Grade
- Intermediates – 6th – 8th Grade
- Seniors – 9th- 12th Grade

Age Divisions for **Small Bore Rifle** are as follows:

- Junior – 3rd-5th Grade (as of August 31, 2017)
- Junior/Intermediate – 6th-7th Grade
- Intermediate – 8th Grade
- Seniors – 9th-12th Grade

Juniors may move up to the Junior/Intermediate or Junior/Intermediate up to Intermediate age division when participating on a team that has true intermediates (based on grades listed above) on it. **No one may move up to the Senior age division.**

REGISTRATION:

Registration will be conducted on 4-H Connect. Each member of a team will be required to register themselves.

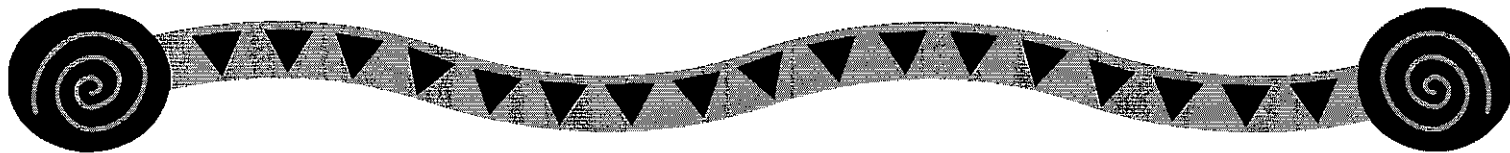
Cost of Registration:

- \$10 per contest entered for the following contests:
 - Range & Pasture ID
 - Range Evaluation
 - Mohair Judging
 - Wool Judging
 - Leaders 4 Life
 - Soil Judging
 - Duds to Dazzle
 - Fashion Show
 - Fashion Storyboard
 - Share-The-Fun
 - Small Bore Rifle
- \$20 for Livestock Judging (this will include a meal)

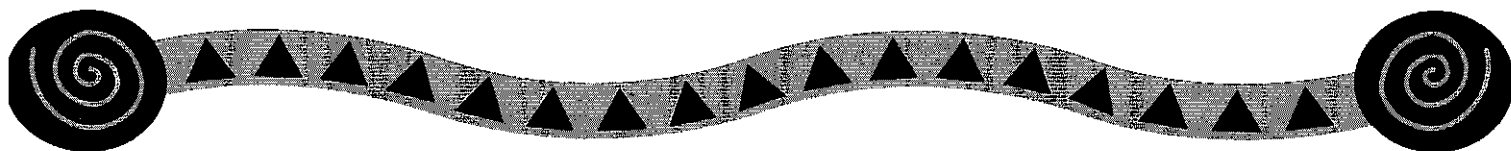
Registration Period:

- **Regular Registration will be open on 4-H Connect March 8-20, 2018.**
- Late Registration will be from March 21-23, 2018 ONLY for an additional \$25 fee.

No refunds will be given for any District Contest Registration.



**Soil Judging, Range &
Pasture ID, Range
Evaluation, Mohair
Judging, and Wool
Judging Packet**



MEMORANDUM

SUBJECT: 2018 District 10 4-H April Judging Contests

DATE: Thursday, April 19, 2018 – Range Evaluation, Pasture ID, Wool & Mohair Judging @ the Gillespie County Fairgrounds, Fredericksburg, TX

Friday, April 20, 2018 – Soil Judging @ the Gillespie County Fairgrounds, Fredericksburg, TX

REGISTRATION: Registration on 4-H Connect as follows:

- **Range Evaluation, Pasture ID, Wool & Mohair Judging, Soil Judging:**
 - Regular Registration: March 8th – March 20th, 2018. You will need to register under the following event: "2017-2018 District 10 Spring Round-Up."
 - Late Registration: March 21-23, 2018 ONLY

COST: Regular Registration: \$10 per individual
LATE Registration: \$35.00 per individual
This is the regular registration cost plus a \$25 late fee

AGE DIVISIONS: There will be three age divisions for all Judging Contests. Age division is determined by the 4-H'ers birthday as of August 31, 2017.

- Juniors – 3rd Grade (and 8 years old) – 5th Grade
- Intermediates – 6th – 8th Grade
- Seniors – 9th- 12th Grade

**TEAM/
INDIVIDUAL:**

Counties may enter as many teams and up to 2 individuals in judging contests in each age division. All youth entered in each age division will be eligible for high point individual awards.

MATERIALS: Answer packets/placing cards will be provided for all participants at the judging contests. Contestants will be required to bring two (2) #2 pencils and one clipboard.

Additional Information for District Judging Contests

New this year: teams will be allowed to judge in both Mohair and Wool Judging, as well as both Range Evaluation and Pasture ID. If your teams are interested in doing this, please register them in both contests. If a team qualifies in both contests, we will be asking them to decide which one they will be competing in at State Round-Up at the completion of the contest.


Mohair Judging and Evaluation - Superintendent, Roy Walston, Kerr County. Judge two classes of mohair and complete an evaluation form on each class. Evaluate 20 fleeces for grade, staple length and yield.

Range & Pasture Grass Identification - Superintendent, Pascual Hernandez, Sutton County. Identify and classify 40 to 50 live or mounted grass specimens according to their life span, season of growth, origin, and grazing value for livestock and wildlife. A grass list is available from Dr. Barron Rector.


Range Evaluation - Superintendent, Pascual Hernandez, Sutton County. Team entry of 3 or 4 members. Contestants identify 20 to 40 range plants; determine use, condition, site and practices for range area; and evaluate four range plots. A master plant list is available from Dr. Barron Rector.

Soil Judging - Superintendent, Troy Luepke, Comal County. Judge four soil profiles with 20 minutes allowed for each. Determine the soil characteristics of the profiles and make interpretations based on observation.

Wool Judging & Evaluation - Superintendent, Roy Walston, Kerr County. Judge two classes of wool and complete an evaluation form on each class. Evaluate 20 fleeces for grade, staple length and yield. Please note there are some changes to the Wool Contest, we are waiting on some clarification on those changes and then will distribute them District wide.



Leaders 4 Life Packet



MEMORANDUM

SUBJECT: 2017-2018 DISTRICT 10 4-H LEADERS 4 LIFE SKILLATHON CONTEST

Enclosed you will find the information for the 2017-2018 District 10 4-H Leaders 4 Life Skillathon Contest.

Date: Thursday, April 19, 2018
12:30 pm Committee Arrival & Set-up
1:30 pm Contestant Check-in
1:45 pm Orientation and Contest Begins
Please note. A specific contest schedule depends upon the number of teams entered and will be released after entries are due.

Location: First Baptist Fredericksburg
1407 E. Main Street
Fredericksburg, TX 78624

Deadlines:

Due to the District Office on March 23, 2018

- Service Learning Information Page for the Senior Age Division!!
 - A short paragraph explaining your project. 3-4 sentences
- Promotional Piece for the Junior/Intermediate Age Divisions!!

Please contact the District 10 Office if you have any questions.

District Contest Information

Date: Thursday, April 19, 2018
12:30 pm Committee Arrival & Set-up
1:30 pm Contestant Check-in
1:45 pm Orientation and Contest Begins
Please note. A specific contest schedule depends upon the number of teams entered and will be released after entries are due.

Location: First Baptist Fredericksburg
1407 E. Main Street
Fredericksburg, TX 78624

PLEASE READ ALL RULES CLOSELY! OVERVIEW

The Leaders 4 Life Skillathon contest focuses on leadership, parliamentary procedure, and service learning and/or 4-H promotion. Local 4-H clubs are encouraged to begin the process by creating a leadership project group or developing their officers into a team to learn basic leadership skills, parliamentary procedure, service learning, and the importance of promoting 4-H to recruit new members. Counties may also use their County 4-H Council members to create a team.

GENERAL RULES & GUIDELINES

1. **Membership.** Participants must be 4-H members currently enrolled in a Texas 4-H & Youth Development county program and actively participating in a leadership project.
2. **Age Divisions.** There will be two (2) age divisions in this contest: Junior/Intermediate and Senior.
Age divisions will follow Texas 4-H Guidelines and are as follows:
(Grade as of August 31, 2017)

<u>Division</u>	<u>Grades</u>
Junior/Intermediate	3 rd -8 th Grade
Senior	9 th -12 th Grade

Please note that Juniors/Intermediates are **NOT** allowed to advance to the Senior Division
3. **Advancement to State Contest.** Three (3) Seniors team will advance to the state contest at Texas 4-H Roundup. Only Senior teams are eligible for advancement to Texas 4-H Roundup.
4. **Entries per County and Members per Team.** There is no limit to the number of teams a county may enter. Each team will consist of four (4) to six (6) members in the same age division.
5. **Contest Resources.** There are numerous resources for this contest. The Texas 4-H website has a Leaders 4 Life page with additional materials at the following link:
http://texas4-h.tamu.edu/project_leadership/leaders

The website has teaching materials for agents/volunteers, as well as study materials for 4-H members. Most of the study materials are available for download for free on the L4L website, there are also additional materials that are not available online, and those are listed below.

There is a complimentary copy at each County Extension Office of the following resources:

Dunbar's Parliamentary Procedure Made Easy

Dunbar's Meeting Procedure Guide

Dunbar's Guide For Making Motions

Dunbar's Parliamentary Procedure Glossary

Additional copies may be purchased by the 4-H member and/or county at the following website: <http://parlipro.northwest.net/>

The 4-H members and/or county will need to purchase at least one resource:

Robert's Rules of Order, 10th edition

CONTEST COMPONENTS

There are three (3) components to the Leaders 4 Life Skillathon for both the Junior/Intermediate Age Division and the Senior Age Division. The contest components are listed below.

Age Division	Contest Components		
Senior	Parliamentary Procedure Demonstration	Question & Answer Session	Service Learning Interpretation Portion Includes interview questions
Junior/Intermediate	Parliamentary Procedure Demonstration	Question & Answer Session	Promotional Piece

PARLIAMENTARY PROCEDURE DEMONSTRATION PROCEDURES

- Each team will consist of four (4) to six (6) members, including at a minimum the president, vice president, secretary, and treasurer. Up to two additional team members can be in any position—such as reporter or recreation leader—or just as members of the club. Officer positions are determined by the team in advance.
- The teams will present a simulated 4-H meeting no longer than the specified time for their age division. Five points will be deducted from the average score for every minute over the time limit. That is, if a senior age division meeting goes over 20 minutes, the team will receive a 5-point deduction; over 21 minutes a 10-point deduction, over 22 minutes a 15-point deduction, and so on. The deductions will be handled in tabulation. The timekeeper will keep track of the length of presentations and provide the information for tabulation.

Age Division	Parliamentary Procedure Demonstration Time Limit
Senior	20 minutes
Junior/Intermediate	15 minutes

- Two examples of problems are provided to help teams prepare.
- The teams will be given problems to incorporate into the demonstration (see samples include in this letter). A skeleton agenda will also be provided at the event. The teams must demonstrate all actions on the score sheet (required motions). They must incorporate the required motions into their demonstration, even if they are not listed in the contest problem. The additional problems may incorporate any of the motions listed below for the respective age division.

Age Division	Number Of Problems To Incorporate Into	Required Motions To Incorporate Into Demonstration	The Problems May Incorporate Any Of These Motions:
Senior	3 problems	Main motion Amend a motion Division of the assembly Lay on the table Take from the table Withdraw a motion	Put a motion before the assembly (main motion) Lay on the table Amend a motion Division of the assembly Take from the table Withdraw a motion Division of a question Refer a motion to a committee Rise to a point of order Appeal the decision of the chair Previous question Rescind a motion Reconsider a motion Postpone a motion definitely Postpone a motion indefinitely Object to the consideration of the question
Junior/ Intermediate	1 problem	Main motion Amend a motion	Division of the assembly Lay on the table Take from the table Withdraw a motion

- Each team must provide its own minutes, treasurer's report, letter of communication, and committee report. Prepared scripts are not allowed. Contest officials will check these materials before the team enters the planning room and collect them at the end of its presentation.
- Before the demonstration, each team will have 15 minutes to discuss the order of business and the problems of new business with fellow teammates in the planning room. No coaches, parents, agents, or other 4-H members not part of the team will be allowed in the planning room. Contestants may make notes on their agendas during the planning time.

- Use of the gavel: The gavel is a symbol of authority. It is used by the president to maintain order and keep the meeting running smoothly. To use the gavel properly, the president should stand squarely and firmly on both feet, grasp the handle of the gavel firmly, and rap the table or gavel block authoritatively, with well-spaced taps. The gavel is used to:
 - Call the meeting to order—two taps
 - Tell members to be seated—one tap
 - Ask all members to rise—three taps
 - Maintain order—several taps
 - Follow the announcement of the result of a vote—one tap (this is a special rule for 4-H and supersedes the rules in Robert's Rules of Order)
 - Adjourn or recess the meeting—one tap (if desired)
- The maximum of number of points for this section of the contest is 100 points.

QUESTION & ANSWER SESSION ON PARLIAMENTARY PROCEDURE CONTEST PROCEDURES

- Each Junior/Intermediate and Senior team will be asked ten (10) questions.
- Each member of the team must answer at least one (1) question and no more than three (3) questions.
- Team members will answer questions in this order: president, vice president, secretary, treasurer, member, and member.
- The team will choose who will answer the remaining questions before they are read.
- Each contestant must begin response within 10 seconds and complete the answer within 1 minute.
- Each question is worth up to 10 points, for a maximum score of 100 points for this section.

Age Division	Questions Will Be Based On The Following Resources:
Senior	<i>Robert's Rules of Order, 10th edition</i> <i>Dunbar's Parliamentary Procedure Made Easy (blue workbook)</i> <i>Dunbar's Meeting Procedure Guide (blue)</i> <i>Dunbar's Guide For Making Motions (yellow)</i> <i>Dunbar's Parliamentary Procedure Glossary (green)</i>
Junior/ Intermediate	<i>Dunbar's Meeting Procedure Guide (blue)</i> <i>Dunbar's Guide For Making Motions (yellow)</i> <i>Dunbar's Parliamentary Procedure Glossary (green)</i>

SERVICE LEARNING INTERPRETATION PIECE CONTEST PROCEDURES

- **This section of the contest is for Seniors only.**
- Teams submit a very simple document that asks the name of the project they are interpreting with a short paragraph (3 to 4 sentences max.) that describes the project.
- This document is not judged, but is to prepare the judging panel for an interview with the team.
- Judging Panel will ask interview questions of the team including, but not limited to, the project and how the 8 Steps of Service Learning (outlined on page 6 of "Use Your Hands... For Service" document) were utilized in their project.
- Interviews will last approximately 10 minutes and will be scored by the panel of judges (max 70 points)
- This document will be turned in before the Leaders 4 Life Skillathon for judging. It will be due on **March 23, 2018**

Total points possible for entire contest: 270

Senior Practice Problem #1

Unfinished Business

1. Take a motion from the table from the last business meeting.

New Business

Problem I

1. During this problem, accuracy of a vote is determined.
2. A member disagrees with a decision of the President.
3. The amended motion that the council secretary creates and maintains a Facebook Page passes.

Problem II

1. During this problem, a member points out a parliamentary mistake.
2. The council decides to host a dance following the County 4-H Banquet.
3. An amendment is offered.
4. The motion and its amendment are laid on the table.

Problem III

1. The council decides to provide blankets to the nursing home residents for a community service project.
2. A division of the question is moved.
3. The motion to plant a tree is referred to a special committee.

Senior Practice Problem #2

Unfinished Business

New Business

Problem I

1. A member moves to send 2 delegates to the District 8 Leadership Lab.
2. The expense amount to cover is debated.
3. A second rank amendment is passed.
4. The motion to send 2 delegates to the District 8 Leadership Lab with expenses covered up to \$100 is tabled.

Problem II

1. During this problem a member calls for accuracy of a vote.
2. A motion is presented to host a donkey basketball game and all proceeds will go to the local food pantry.
3. The motion is passed.

Problem III


1. The motion tabled in problem 1 is taken from the table.
2. The motion passes.
3. A member moves to buy the County Extension Agents a gift card to be presented at the County 4-H Banquet.
4. The motion is withdrawn.

DISTRICT 10 4-H LEADERS FOR LIFE SKILLATHON

Agenda

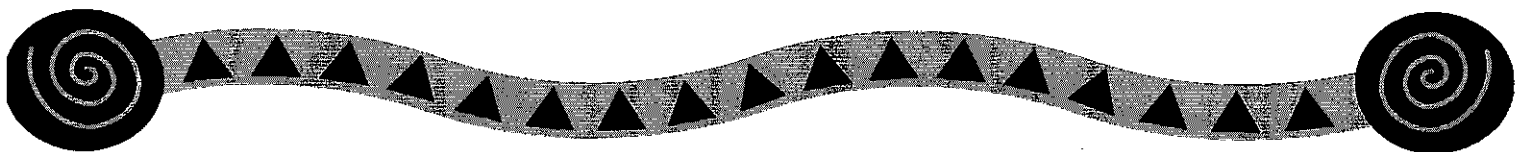
This is the agenda that will be used during the contest.

- I. Call to Order
- II. Opening Exercise: Pledges—American Flag, Texas Flag, 4-H Motto & Pledge
- III. Roll Call
- IV. Reading and Approval of Minutes
- V. Reports of Officers, Boards, and Standing Committees
- VI. Reports of Special Committees
- VII. Unfinished Business
- VIII. New Business
- IX. Program
- X. Announcements
- XI. Adjourn



Duds to Dazzle

Packet



MEMORANDUM


SUBJECT: 2018 DISTRICT 10 4-H DUDS TO DAZZLE

DATE: Friday, April 20, 2018

LOCATION: Fredericksburg United Methodist Church
1800 North Llano
Fredericksburg, TX 78624

SCHEDULE: (subject to change)

Time	Duds to Dazzle
8:30 am	Judges and Contestant Registration
8:40-9:10 am	Check Duds to Dazzle Kits
9:00 am	Judges Orientation
9:10 am	Contestant Orientation
9:30 am	Duds to Dazzle Begins
10:30 am	Duds to Dazzle Ends
10:40 am	Duds to Dazzle Judging Begins
12:00 (Noon)	Awards Program - ***subject to change depending on tabulation time***



HOUSING/CHAPERONES:

District 10 4-H is not responsible for providing housing for participants. If counties are sending any youth without a parent or legal guardian, the appointed chaperone must follow the child protection procedures outlined in the Texas 4-H Youth Protection guidelines, administered by their respective county Extension office. Parents, legal guardians, and/or chaperones will be responsible for youth and must remain on-site through the duration of the Fashion Show.

DISTRICT REGISTRATION:

Regular Registration will be held on 4-H Connect March 8th -March 20th, 2018. Late Registration on 4-H Connect March 21-23, 2018 ONLY.

Registration will be found under the name "2017-2018 District 10 Spring Round-Up"

Regular Registration Fees:

- \$10 Fee Per Team Member for Duds to Dazzle

Late Registration Fees:

- \$35 (\$10 Per Team Member Fee for Duds to Dazzle, plus \$25 late registration fee)

RULES:

We will follow the State 4-H Fashion Show rules for seniors. The 2018 State Fashion Show Packet is attached and is also posted on the website at: <https://texas4-h.tamu.edu/projects/clothing-textiles/#contests>

- All contestants will be ranked by their judges, this will determine the final placing for this contest. Judges rank will be final

DISTRICT RULES:

AGE DIVISIONS:

There are three age divisions in District 10 4-H Contests as outlined below. 4-H members' division is determined by their grade as of August 31, 2017.

- Juniors – 3rd Grade (and 8 years old) – 5th Grade
- Intermediates – 6th – 8th Grade
- Seniors – 9th- 12th Grade

COUNTY ENTRIES TO DISTRICT:

Counties may advance 4-H members to the District contest as follows:

Duds to Dazzle:

- Participants will be divided into the three age groups: Juniors, Intermediates, and Seniors.
- There is no limit on the numbers of teams that can be entered from each county.
- Teams can consist of three to five members.
- Teams will be randomly assigned to a category; those assignments will not be announced until registration at the contest.
- There are three categories per age division: Wearable, Accessory/Jewelry, and Non-Wearable.
 - Wearable is clothing that is suitable to be worn by people or pets. Ex: shirt, coat, vest, dress, costume, leggings, swimsuit cover, etc.
 - Accessory/Jewelry is an article or set of articles that can be added to an outfit to make it more useful, versatile, or attractive. Ex: apron, earrings, purse, scarf, headband, hat, belt, necklace, etc.
 - Non-wearable is an item that is not suitable to be worn. Ex: pillow, towel, jewelry pouch, cellphone or iPad case, stuffed animal, doll clothes, Christmas stocking, etc.

- Resource materials provided at contest:
 - A Planning and Presentation Worksheet will be provided for each team at the contest. No other resource materials will be allowed. The following resources are available for teams to use in preparation for competition: Unraveling the Mystery of Design Elements and Principles in Clothing, Laundry on Your Own, Hand Stitching, Pricing Tips and Tricks, Safety Guide, and Simple Seaming Techniques
- Sewing kit:
 - Each team must supply their own equipment for the competition. Teams may bring only the supplies listed in the sewing kit section. Sewing kits will be checked by contest officials as teams check in for the contest. Any extra equipment will be confiscated, and the team may be disqualified.
 - There are different kits for each age division, please pay close attention to what your team is allowed to bring.
- See Duds to Dazzle section of this letter for more details. You can also refer to the state website at: <https://texas4-h.tamu.edu/projects/clothing-textiles/#contests>

**4-H Volunteer Members for the District 10 4-H
Duds to Dazzle Awards Program Volunteer Form**

Due to County 4-H Office by March 9th

E-mail: aogutierrez@ag.tamu.edu

If you are interested in assisting with the Awards Program, please fill out your name and contact information below. You must be an **INTERMEDIATE** or **SENIOR** 4-H member. Selections will be made and 4-H'ers will be notified by e-mail.

<i>Check the role you are interested in:</i>					
<input type="checkbox"/>	Presiding / Welcome	<input type="checkbox"/>	Pledges	<input type="checkbox"/>	Introduction of Guests
<input type="checkbox"/>	Clothing Project Objectives	<input type="checkbox"/>	Closing Comments	<input type="checkbox"/>	

County: **BEXAR**

4-H Member Name: _____ Age (circle): INT SR

Email: _____ Telephone: (____) _____

Address: _____ City: _____ Zip: _____

4-H Member Name: _____ Age (circle): INT SR

Email: _____ Telephone: (____) _____

Address: _____ City: _____ Zip: _____

Agent Signature: _____

District 10 4-H Duds to Dazzle Judges

We need adult volunteer judges to help at the District contest. Please fill in your name what you would like to volunteer for below. **Please FAX or email this form to our office by March 9th.**

Name	Volunteering For
	<input type="checkbox"/> Group Leader <input type="checkbox"/> Duds to Dazzle Judge
	<input type="checkbox"/> Group Leader <input type="checkbox"/> Duds to Dazzle Judge
	<input type="checkbox"/> Group Leader <input type="checkbox"/> Duds to Dazzle Judge
	<input type="checkbox"/> Group Leader <input type="checkbox"/> Duds to Dazzle Judge

4-H DUDS TO DAZZLE

JUNIOR Sewing Kit

****Each JUNIOR team will bring a sewing kit containing only one each of the following items, unless a different quantity is noted. A team can choose not to include a listed item, but no additional item may be added. A team may organize its kit by utilizing clear storage containers. ****

1" hook and eye closer	Paper towels (1 roll)
3" x 5" or 4" x 6" note cards (1 pkg.)	Pencils/pens (max. 5 each)
Clear gridded ruler	Pin cushion
Cutting mat (no larger than 24" x 36")	Power strip
E-6000 glue adhesive	Safety pins (1 pkg. assortment)
Extension cord (two-prong)	Seam Gauge
Fabric markers (box of 10 or less)	Seam ripper (max. 5)
Fabric marking pens/pencils (max. of 2)	Self-adhesive Velcro fastener (1 pkg.)
First aid kit	Self-Healing Cutting Mat
Gallon/quart storage bags (1 box each)	Shears/Scissors (max. of 5)
Hand sewing needles (assortment)	Sketchbook
Hot glue gun & glue sticks (1 pkg.)	Straight Pins (1 pkg.)
Iron	Tabletop ironing mat or board
Manual pencil sharpener	Tape measure (max. 5)
No-sew adhesive tape (max. of 10 yds.)	Thimble (max. of 5)
Paper Plates (Maximum 25)	Thread (max. of 12 spools)
	Timer or stopwatch
	Trash bags (1 box of 13-gal.)

4-H DUDS TO DAZZLE

INTERMEDIATE Sewing Kit

****Each INTERMEDIATE team will bring a sewing kit containing only one each of the following items, unless a different quantity is noted. A team can choose not to include a listed item, but no additional item may be added. A team may organize its kit by utilizing clear storage containers. ****

1" hook and eye closer	Power strip
3" x 5" or 4" x 6" note cards (1 pkg.)	Presser feet (max. of 5)
Bobbins	Rotary cutter (with blade cover)
Clear gridded ruler	Rotary Cutter Gloves
Cutting mat (no larger than 24" x 36")	Safety pins (1 pkg. assortment)
E-6000 glue adhesive	Seam Gauge
Elastic (1/2" and 1", 1 pkg. each)	Seam ripper (max. 5)
Extension cord (two-prong)	Self-adhesive Velcro fastener (1 pkg.)
Fabric markers (box of 10 or less)	Self-healing Cutting Mat
Fabric marking pens/pencils (max. of 2)	Sewing machine (standard, no serger)
Filled water bottle (max. of 16 oz.)	Sewing machine kit:
First aid kit	Sewing machine manual
Gallon/quart storage bags (1 box each)	Sewing machine needles (variety)
Hand sewing needles (assortment)	Sew-on Velcro fastener (1 pkg.)
Hot glue gun & glue sticks (1 pkg.)	Shears/Scissors (max. of 5)
Iron	Sketchbook
Manual pencil sharpener	Straight Pins (1pkg)
No-sew adhesive tape (max. of 10 yds.)	Tabletop ironing mat or board
Paper Plates (Maximum 25)	Tape measure (max. 5)
Paper towels (1 roll)	Thimble (max. of 5)
Pencils/pens (max. 5 each)	Thread (max. of 12 spools)
Pin cushion	Timer or stopwatch
	Trash bags (1 box of 13-gal.)

4-H DUDS TO DAZZLE

SENIOR Sewing Kit

****Each SENIOR team will bring a sewing kit containing only one each of the following items, unless a different quantity is noted. A team can choose not to include a listed item, but no additional item may be added. A team may organize its kit by utilizing clear storage containers. ****

1" foam paint brush (max. of 3)
1" hook and eye closer
3" x 5" or 4" x 6" note cards (1 pkg.)
3-in-1 beading tool
Bobbins
Clear gridded ruler
Cutting mat (no larger than 24" x 36")
E-6000 glue adhesive
Elastic (1/2" and 1", 1 pkg. each)
Extension cord (two-prong)
Fabric markers (box of 10 or less)
Fabric marking pens/pencils (max. of 2)
Filled water bottle (max. of 16 oz.)
First aid kit
Gallon/quart storage bags (1 box each)
Hand sewing needles (assortment)
Hot glue gun & glue sticks (1 pkg.)
Iron
Manual pencil sharpener
Mod podge (max. of 16 oz.)
No-sew adhesive tape (max. of 10 yds.)
Paper Plates (Maximum 25)
Paper towels (1 roll)

Pencils/pens (max. 5 each)
Pin Cushion
Power strip
Presser feet (max. of 5)
Rotary cutter (with blade cover)
Rotary Cutter Gloves
Safety pins (1 pkg. assortment)
Seam Gauge
Seam ripper (max. 5)
Self-adhesive Velcro fastener (1 pkg.)
Self-healing Cutting Mat
Sewing machine (standard, no serger)
Sewing machine manual
Sewing machine needles (variety)
Sew-on Velcro fastener (1 pkg.)
Shears/Scissors (max. of 5)
Sketchbook
Straight Pins (1 pkg)
Tabletop ironing mat or board
Tape measure (max. 5)
Thimble (max. of 5)
Thread (max. of 12 spools)
Timer or stopwatch
Trash bags (1 box of 13-gal.)

4-H DUDS TO DAZZLE

RULES OF PLAY

1. **Check-in.** Teams will report to the designated location for check-in.
2. **Orientation.** An orientation will be provided for all participants.
3. **Stations.** Each team will be directed to a construction station. There will be collections of materials at each station, but no pattern. The materials must be used to represent a constructed item from one of the following categories: Wearable, Accessory/Jewelry, or Non- wearable.
4. **Resources and Instructions.** A textile, resources, and any necessary additional instructions will be located at each station to assist the team.
5. **Time.** Each team will have 60 minutes to construct an item, plan a presentation, and clean up the construction area.
6. **Participants only.** Only participants and contest officials will be allowed in construction areas.
7. **Equipment.** Teams that may experience any equipment malfunction(s) may not replace the equipment with supplies from another team, leaders, volunteers, county Extension agents, or contest officials. Instead, team members must work together and be creative in completing construction without the malfunctioning equipment.
8. **Construction:** Each team will be provided with a textile reflective of the assigned category and will create a garment/item using it. Each category may be provided the same textile, or each may receive a separate original item. *Clarification: at contest, all teams competing in Wearable may receive a men's button-down dress shirt; each team competing in Accessory/Jewelry get 5 silk neck ties; and the teams entered in the Non-wearable category are given table runners. Or, every team competing in Duds to Dazzle is provided with an adult-sized t-shirt to refurbish. The choice is at the discretion of the contest officials.*
9. **Design and Development.** Teams are challenged with being creative in developing an original product with the materials provided.
 - a. Teams must incorporate each material into the product. However, teams may determine the exact amount of each material to use. The final product must be comprised of a minimum of 50% of the initial material(s). *Clarification: if the category is Accessory/Jewelry, and the team is provided a cloth shower curtain as the original item to be refurbished, they do not have to use 50% of the shower curtain. If you choose to make a purse from the shower curtain, you do not need to use 50% of the shower curtain; however, a minimum of 50% of the finished purse must be comprised of the curtain.*
 - b. Teams will have access to a "closet" of additional materials that may be incorporated into their products. The number of additional materials a team may get will be determined by contest officials and announced during participant orientation.

- c. The sketch book, note cards, and the Duds to Dazzle Clothing & Textile Competition Worksheet may be used to prepare for construction of the item and the team's presentation. Teams should be exact on materials utilized, construction steps, techniques used, etc.

10. **Presentation:** When time is called, each team will present their item, according to the criteria on the score card, to a panel of at least two judges. A team can display the final product to the judges as they choose: model, hold, or place on the table.

- a. All team members must participate in the presentation, with at least three of them having a speaking role.
- b. Judging time will include:
 - i. 5 minutes for the presentation
 - ii. 3 minutes for judges' questions
 - iii. 4 minutes between team presentations for judges to score and write comments
- c. Teams are allowed the use of note cards during the presentation but should not read from them, as this minimizes the effectiveness of their communication.
- d. Judges may ask teams questions that are not directly related to the particular item constructed during the contest. Instead, some questions may address the general knowledge gained through the 4-H members' clothing and textiles project learning experiences.
- e. No talking or writing is allowed among any team members while waiting to give the team presentation. Team members caught talking and/or writing will receive a warning. The second time, the team will be disqualified and asked to leave the contest facility. Team members should not have pens or pencils in their possession while waiting to give their presentation.

11. **Clean-up:** Teams must clean up their construction areas. Clean-up time is included in the 60-minute construction allotment. Only "hot" items will be allowed to remain in the construction area, such as an iron or hot glue gun.

12. **Rankings.** Placing will be based on rankings of teams by judges. Judges' results are final.

13. **Awards Program.** An awards program will be held at the conclusion of the judging process.

4-H DUDS TO DAZZLE

Competition Resources

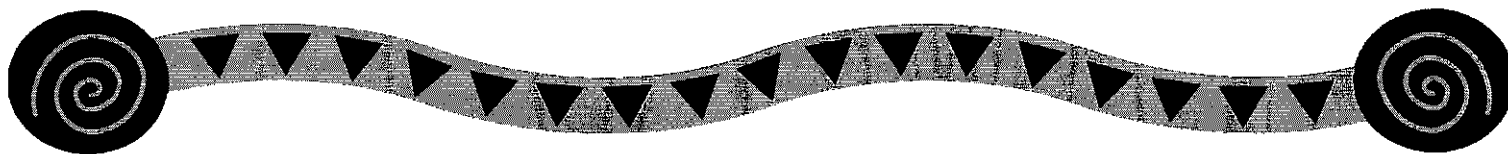
In preparation for the Duds to Dazzle Clothing Competition, participants should not limit themselves to studying only the resources provided at the contest. Provided contest resources include:

- Duds to Dazzle Explore Curriculum https://texas4-h.tamu.edu/wp-content/uploads/Explore_Clothing_DudstoDazzle.pdf
- Laundry on Your Own https://texas4-h.tamu.edu/wp-content/uploads/DudsDazzle_Resource_Laundry_on_Your_Own_L-5200.pdf
- Unraveling the Mystery of Design Elements and Principles in Clothing (4H 313) – Iowa State University Extension https://texas4-h.tamu.edu/wp-content/uploads/DudsDazzle_Resource_Unraveling_the_Mystery_of_Design_Elements_and_Principles_in_Clothing.pdf
- Hand Stitching (15.105). SEW-lotions Guidelines, Your Guide to Successful Sewing https://texas4-h.tamu.edu/wp-content/uploads/DudsDazzle_Resource_Hand_Stitching_15.105_SEW-lutions_Guidelines_Your_Guide_to_Successful_Sewing.pdf
- Simple Seaming Techniques (11.110). SEW-lotions Guidelines, Your Guide to Successful Sewing https://texas4-h.tamu.edu/wp-content/uploads/DudsDazzle_Resource_Simple_Seaming_Techniques_11.110_SEW-lutions_Guidelines_Your_Guide_to_Successful_Sewing.pdf
- Pricing Tips and Tricks https://texas4-h.tamu.edu/wp-content/uploads/DudsDazzle_Resource_Pricing_Tips_and_Tricks.pdf
- Safety Guide https://texas4-h.tamu.edu/wp-content/uploads/DudsDazzle_Resource_Safety_Guide.pdf

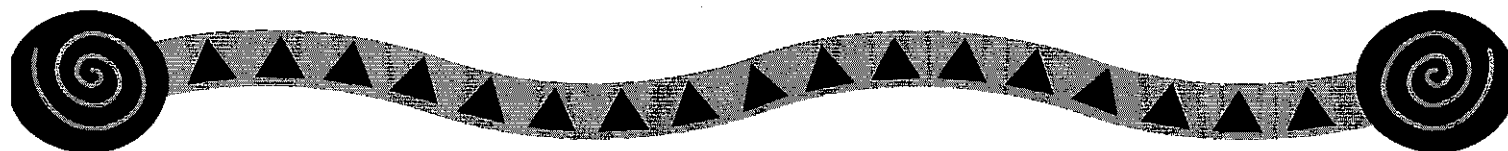
Additional information and resources regarding the Duds to Dazzle contest can be found on the Texas 4-H website at: <https://texas4-h.tamu.edu/projects/clothing-textiles/>

Parents will not be permitted in the judging area. Be sure to make a list of the accessories you need to bring so you don't forget your shoes, belt, necklace, earrings or some other important item.

Map: Enclosed is a map to the Fredericksburg United Methodist Church



Fashion Show Packet



MEMORANDUM


SUBJECT: 2018 DISTRICT 10 4-H FASHION SHOW and FASHION STORYBOARD

DATE: Friday, April 20, 2018

LOCATION: Fredericksburg United Methodist Church
 1800 North Llano
 Fredericksburg, TX 78624

SCHEDULE: (subject to change)

Time	Fashion Show
12:30 pm	Fashion Show Judges Registration
12:45 pm	Fashion Show Judges Orientation
12:45 pm	Fashion Show Contestant Registration
1:30 pm	Fashion Show Contestant Orientation
3:15 pm	Awards Program (will include Storyboard Placings) - ***subject to change depending on tabulation time***



HOUSING/CHAPERONES:

District 10 4-H is not responsible for providing housing for participants. If counties are sending any youth without a parent or legal guardian, the appointed chaperone must follow the child protection procedures outlined in the Texas 4-H Youth Protection guidelines, administered by their respective county Extension office. Parents, legal guardians, and/or chaperones will be responsible for youth and must remain on-site through the duration of the Fashion Show.

DISTRICT REGISTRATION:

Regular Registration will be held on 4-H Connect March 8th – March 20th, 2018. Late Registration on 4-H Connect March 21-23, 2018 ONLY.

Registration will be found under the name “2017-2018 District 10 Spring Round-Up”

Regular Registration Fees:

- \$10 Entry Fee for Fashion Show or Storyboard.

Late Registration Fees:

- \$35 (\$10 Entry Fee for Fashion Show or Storyboard plus the \$25 late registration fee)

Fashion Storyboards are due to our office by **Friday, April 6, 2018.**

PAPERWORK AND FASHION STORYBOARD JUDGING:

- Paperwork must be RECEIVED IN THE COUNTY 4-H OFFICE BY APRIL 6th.

RULES:

We will follow the State 4-H Fashion Show rules for seniors. The 2018 State Fashion Show Packet is attached and is also posted on the website at: <https://texas4-h.tamu.edu/projects/clothing-textiles/#contests>.

- All contestants will be ranked by their judges; this will determine the final placing for this contest. Judges rank will be final.

DISTRICT RULES:**AGE DIVISIONS:**

There are three age divisions in District 10 4-H Contests as outlined below. 4-H members' division is determined by their grade as of August 31, 2017.

- Juniors – 3rd Grade (and 8 years old) – 5th Grade
- Intermediates – 6th – 8th Grade
- Seniors – 9th- 12th Grade

FASHION SHOW CATEGORIES (will be different for Juniors/Intermediates and Seniors):

Please review these categories carefully and work with youth to select a project that fits one of these!

- **Junior & Intermediate Fashion Show Categories for District 10 4-H will be:**
 - **Buying and Construction:**
 - **Separates:** One item that may include a top, vest, jacket, skirt, skort, pants, overalls (long or short)
 - **Ensembles:** Minimum of one top and one bottom piece—total of 2 garments. (Example: top – blouse, vest, jacket bottom—skirt, skort, shorts, pants)
 - **Dresses/Jumpers:** To include just a dress, a dress with a vest or jacket, any jumper regardless if they made their top or not. (A dress is a dress regardless of the number of pieces.) (NO formal dresses in this category).


- **Specialty/Formal:**
 - Specialty: Limited to athletic and special purpose garments. Examples are band, pep squad and cheerleader uniforms; athletic garments such as jogging suits, swim suits, leotards and ski-wear; sleep wear; and theatrical and circus-type costumes such as clown suits and ballet costumes. Garments in this category should not be suitable for ordinary daily activities.
 - Formal: Limited to garments worn for formal evening events and formal weddings. This category includes tuxedos, formal gowns, wedding dresses and bridesmaid's dresses. Garments in this category should not be suitable for ordinary daily activities.
- **Senior Fashion Show Categories (will be the same as the State):** Please note that there are different categories for construction and buying.
 - **Construction:**
 - **Every Day Living** – Includes casual sportswear, weekend-wear, sleepwear, clothing for school, casual after-school events, or hanging out with friends.
 - **ReFashion** – The result of modifying existing clothing or fabric item (such as table cloth or curtain) into something more fashionable. The main purpose of ReFashion is creativity, as well as sewing skills. The member designs and sews a wearable garment from previously used garments or fabric item. The completed garment is different from its original use, not just an alteration. (Examples: neck ties sewn together to form a skirt, or taking old t-shirts and making them into a skirt)
 - **Semi-Formal to Formal** – Entry must be designed for semi-formal to formal occasions and made from fabrics intended for the same. Original material must be fabric and not from recycled items.
 - **Theatre/Costume** – Garment intended for use as a costume, which would include stage production. May be sewn from fabric or from another garment. These garments may be unusual or innovative materials; imaginative but wearable.
 - **Buying:**
 - **Business/Interview Attire** – Entry should be an outfit you would wear for a job interview, scholarship interview, job fair, other professional event.
 - Professional – This is more traditional, conservative approach (e.g., business suit or blazer, tie and dress slacks for men; business suit, pantsuit, or jacket and dress for women) and may vary by employer or industry
 - Business Casual – This trend is more relaxed and comfortable but demonstrates good judgment in choices and displays a neat appearance (e.g., polo shirt, shirt with a collar or sweater, khakis or other slacks, dress or casual leather shoes for men and women; moderate length dress or skirt for women)
 - **Fantastic Fashion under \$25** – This category is designed to expand the 4-H member's shopping experience to include different shopping venues. Outfits must be purchased at a garage sale, consignment store, Goodwill, Salvation Army, or other retail business. Receipts are required for everything that is visible during the interview, except shoes. Receipts for garage sales can be hand written. This includes jewelry and accessories. Do not need to account for sales tax.

- **Semi-Formal to Formal** – Entry must be designed for semi-formal to formal occasions and made from fabrics intended for the same. This includes men's suits and tuxedos and women's dressy dresses, formal gowns, wedding dresses, and bridesmaid dresses.
- **Special Interest** – Entry should be a specific outfit that you NEED to know how to purchase wisely. Entry should be something that reflects a special interest of the participant, such as equestrian clothing and riding apparel, dance costumes, hiking clothing, or rock climbing clothing.

Fashion Storyboard

- **2018 Design Brief: Fashion Design to the Rescue**
 - Wham! Pow! Bam! Take a cue from the superheroes or supervillains found in cartoons, movies and comic books to create your own original design. Whether your inspiration comes from a person with phenomenal powers fighting for noble causes, their masked sidekick, or a criminal archenemy wreaking havoc on humanity, let their colorful and flashy costumes, valorous heroism, and superhuman traits be the stimulus to your extraordinary blueprint to rescuing the world of fashion.
- Create your own design and create a storyboard that will help it go viral. 4-H members may create **one** fashion storyboard to enter in the District contest. There are five (5) categories in which to enter.
- There will be three age divisions for Fashion Storyboard: Juniors, Intermediates and Seniors.
- Counties may bring as many entries as they wish to District. There is no restriction on the number of entries in each category from a county.
- Please refer to the Fashion Storyboard information included in this packet for all contest rules and guidelines. We will follow the state rules. State Storyboard Rules can be found at: <https://texas4-h.tamu.edu/wp-content/uploads/fashion-storyboard-general-rules-and-guidelines.pdf>

REQUIRED PAPERWORK FOR DISTRICT FASHION SHOW:



New this year: Please prepare a narrative that can be included at the time of registration on connect, this will be required as part of their paperwork.

Juniors & Intermediates:

- One copy of the District 4-H Fashion Show Information Sheet with a photo no larger than 4X6 inches

Seniors:

- We will follow the state requirements for the District Contest. Information is in 2018 Clothing Program in State Packet.
- 2018 Texas 4-H Fashion Show Buying and Construction Entry Form with head to toe photo of participant in the competition garment. The photo should not exceed 4X6" photo. Please note that the worksheet has now been combined with the entry form. Paperwork can be found at: <https://texas4-h.tamu.edu/wp-content/uploads/fashion-show-buying-and-construction-rules-and-guidelines.pdf>
- Narrative Page

Paperwork required for the Natural Fibers Contest includes:

- 2018 Fashion Show Natural Fibers Entry Form with a 4X6" photo
- 2018 Fashion Show Natural Fiber Contest Worksheet
- Narrative Page

DRESSING ROOMS:

Participants are encouraged to wear their entry to the Fashion Show. We will not have rooms available for participants to change. Bathrooms will be available to change clothes for the Fashion Show but we ask that contestants be courteous of those who need to use the facilities and do not leave your items in the bathroom!!!

MAPS:

Map to Fredericksburg United Methodist Church is enclosed.

4-H Volunteer Members for the District 10 4-H Fashion Show Awards Program Volunteer Form

Due to County 4-H Office by March 9th

E-mail: aogutierrez@ag.tamu.edu

If you are interested in assisting with the Awards Program, please fill out your name and contact information below. You must be an **INTERMEDIATE** or **SENIOR** 4-H member. Selections will be made and 4-H'ers will be notified by e-mail.

<i>Check the role you are interested in:</i>					
	Presiding / Welcome		Pledges		Introduction of Guests
	Clothing Project Objectives		Closing Comments		

County: _____

4-H Member Name: _____ **Age (circle):** INT SR

Email: _____ **Telephone: (____)** _____

Address: _____ **City:** _____ **Zip:** _____

4-H Member Name: _____ **Age (circle):** INT SR

Email: _____ **Telephone: (____)** _____

Address: _____ **City:** _____ **Zip:** _____

Agent Signature: _____

District 10 4-H Fashion Show Judges

We need adult volunteer judges to help at the District contest. Please fill in your name what you would like to volunteer for below. **Please FAX or email this form to our office by March 9th.**

Name	Division/Age Group (please mark all that they <u>can</u> judge)	<u>Other Duties</u> <u>they could perform!</u>
	<input type="checkbox"/> <u>Construction</u> <input type="checkbox"/> <u>Buying</u> <input type="checkbox"/> <u>Junior</u> <input type="checkbox"/> <u>Intermediate</u> <input type="checkbox"/> <u>Senior</u>	<input type="checkbox"/> Group Leader <input type="checkbox"/> Style Show Helper
	<input type="checkbox"/> <u>Construction</u> <input type="checkbox"/> <u>Buying</u> <input type="checkbox"/> <u>Junior</u> <input type="checkbox"/> <u>Intermediate</u> <input type="checkbox"/> <u>Senior</u>	<input type="checkbox"/> Group Leader <input type="checkbox"/> Style Show Helper
	<input type="checkbox"/> <u>Construction</u> <input type="checkbox"/> <u>Buying</u> <input type="checkbox"/> <u>Junior</u> <input type="checkbox"/> <u>Intermediate</u> <input type="checkbox"/> <u>Senior</u>	<input type="checkbox"/> Group Leader <input type="checkbox"/> Style Show Helper

Junior & Intermediate Fashion Show Materials

**2018 DISTRICT 10
4-H FASHION SHOW INFORMATION SHEET
CONSTRUCTION ENTRY FORM**

Circle One:

JUNIOR

INTERMEDIATE

Category (check one):

☐ Separates

☐ Ensembles

☐ Dresses/Jumpers

☐ Specialty/Formal

Name _____ County _____

Address _____

Grade as of Aug. 31, 2017 _____ Birthdate _____

Number of years in Clothing Project _____

Insert or attach a head-to-toe photo of the participant in the competition garment in the space below. The photo should not exceed 4" x 6".

1. What goals did you set for your Fashion Show Entry?
2. What community service activities were you involved in with in your Clothing & Textiles project?
3. How does this outfit express your personality?
4. Where would you wear this outfit? Why would this outfit be good to wear to this event?
5. Which piece of your outfit did you construct?
6. What is the fiber content of your outfit (i.e.: cotton, silk)? Please list individually for each garment in your outfit.
7. What type of care is required of the fabric(s) in your garment?
8. How much did it cost to make your garment?

9. Juniors: Identify *one* construction technique used during construction and the importance/significance to the garment.

Intermediates: Identify *two* construction techniques used during construction and the importance/significance to the garment.

10. Describe your leadership experiences within your Clothing & Textiles project?

11. What did you learn in your Clothing & Textiles project?

12. **Narrative for Fashion Show** - Please limit to 75 words. An example is provided below.

Example: Jane Smith, a senior from Caldwell County, is showcasing her crocheted dress. Jane spent 2 hours every night for 3 weeks constructing this navy blue dress that she will use for church events and awards ceremonies.

I certify that I have read the 2018 Clothing and Textiles and that my entry complies with the requirements.

Contestant's Signature: _____ Date Signed: _____

I have read this form and give permission for my child to participate in the District 10 4-H Fashion Show awards program. I certify that I have read the 2018 Clothing and Textiles Packet and that my child's entry complies with the requirements.

Signature of the Parent/Guardian: _____ Date Signed: _____

I certify that the 4-H member whose signature appears above has been provided a copy of the 2018 Clothing and Textiles Packet and that he/she has completed a clothing project.

Signature of County Agent: _____ Date Signed: _____

**2018 DISTRICT 10
4-H FASHION SHOW INFORMATION SHEET
BUYING ENTRY FORM**

Circle One:

JUNIOR

INTERMEDIATE

Category (check one):

☐ Separates

☐ Ensembles

☐ Dresses/Jumpers

☐ Specialty/Formal

Name _____ County _____

Address _____

Grade as of Aug. 31, 2017 _____ Birthdate _____

Number of years in Clothing Project _____

Insert or attach a head-to-toe photo of the participant in the competition garment in the space below. The photo should not exceed 4" x 6".

1. What goals did you set for your Fashion Show Entry?
2. What community service activities were you involved in with in your Clothing & Textiles project?
3. How does this outfit express your personality?
4. Where would you wear this outfit? Why would this outfit be good to wear to this event?
5. What is the fiber content of your garment(s) and what are the care requirements for your outfit?
7. Where did you purchase your outfit? Check all that apply.
☐ Garage Sale ☐ Department Store ☐ Thrift Shop ☐ Discount Store
☐ Resale Store ☐ Other (please explain)
8. How much did your outfit cost?

9. Describe your leadership experiences within your Clothing & Textiles project?

11. What did you learn in your Clothing & Textiles project?

12. **Narrative for Fashion Show** - Please limit to 75 words. An example is provided below.

Example: Jane Smith, a senior from Caldwell County, is showcasing her crocheted dress. Jane spent 2 hours every night for 3 weeks constructing this navy blue dress that she will use for church events and awards ceremonies.

I certify that I have read the 2018 Clothing and Textiles and that my entry complies with the requirements.

Contestant's Signature: _____ Date Signed: _____

I have read this form and give permission for my child to participate in the District 10 4-H Fashion Show awards program. I certify that I have read the 2018 Clothing and Textiles Packet and that my child's entry complies with the requirements.

Signature of the Parent/Guardian: _____ Date Signed: _____

I certify that the 4-H member whose signature appears above has been provided a copy of the 2018 Clothing and Textiles Packet and that he/she has completed a clothing project.

Signature of County Agent: _____ Date Signed: _____


**2018 Questions for Fashion Show
Junior and Intermediate**

Construction:


1. What did you learn in your 4-H clothing project?
2. How many years have you been sewing?
3. Where will you wear this garment and how does it fit into your wardrobe?
4. What is the fiber content of your garment? Is it natural or man-made?
5. How will you care for your garment?
6. What was the most difficult thing in constructing your garment?
7. Did you change your pattern in any way? If so, how?
8. What community service activities have you participated in with in your Clothing and Textiles project?
9. How have you demonstrated leadership in your 4-H clothing project?

Buying:

1. Did you enjoy your clothing project this year?
2. What did you learn in your 4-H clothing project?
3. Where will you wear this garment and how does it fit into your wardrobe?
4. What is the fiber content of your garment? It is natural or man-made?
5. How will you care for your garment?
6. Tell us why you selected this garment?
7. Why did you enter your garment in this category?
8. What community service activities have you participated in with in your Clothing and Textiles project?
9. How have you demonstrated leadership in your 4-H clothing project?



Share-The-Fun Packet





SUBJECT: 2018 DISTRICT 10 Share-The-Fun – April 20, 2018

LOCATION: Fredericksburg United Methodist Church
1800 North Llano
Fredericksburg, TX 78624

REGISTRATION: Regular Registration: March 8-20, 2018 on 4-H Connect
Late Registration: March 21-23, 2018 ONLY on 4-H Connect

***Registration will be listed as "2017-2018 District 10 Spring Round-Up"

SCHEDULE FOR THE DAY:

3:00 pm Judges and Contestant Registration Open
3:15 pm Judges and Contestant Orientation
3:30 pm Contest Begins in assigned locations with Awards
Awards Presentations immediately following in individual contest rooms

Once you find out your contest location, you can take your materials, props, etc., to your contest room. As soon as your contest is over, take your materials back to your vehicle. **You should bring everything you need (extension cord, microphone, sound system, music stand, music, speaker, amp, instrument, keyboard, etc.).**

Please note that equipment that has been provided in the past (piano, keyboard, sound system, etc.) will not be provided this year.

District Roundup Rules & Information

District Roundup Rules and Information

DISTRICT REGISTRATION:

Regular Registration: **March 8-20, 2018 on 4-H Connect**
Late Registration: **March 21-23, 2018 ONLY on 4-H Connect**

The registration fee will be \$10.00 per event entered/per child. A \$25 Late Fee will be added to all those who register on March 21-23, 2018.

DISTRICT ENTRIES:

4-Hers who will be participating in District 10 Round-Up will be allowed to enter a maximum of one (1) contest from each of the two (2) columns listed below.

<u>Contest Area #1</u>	<u>Contest Area #2</u>
<i>Texas 4-H Round-Up Wednesday Contests</i>	<i>Texas 4-H Round-Up Thursday Contests</i>
STF - Choreographed Routine	STF - Celebrate 4-H
STF - Dramedy	STF - Musical/Instrumental
STF - Poetry/Prose	STF - Solo/Band
STF - Vocal	

AGE DIVISIONS:

There will be three age divisions. Age division is determined by the 4-H'ers grade as of August 31, 2017.

- Juniors – 3rd Grade (and 8 years old) – 5th Grade
- Intermediates – 6th – 8th Grade
- Seniors – 9th - 12th Grade

SHARE THE FUN RULES:

1. Counties may enter as many entries as they wish in each age division.
2. Share-the-Fun contest information can be found at: <http://texas4-h.tamu.edu/wp-content/uploads/2018-STF-Letter.pdf>

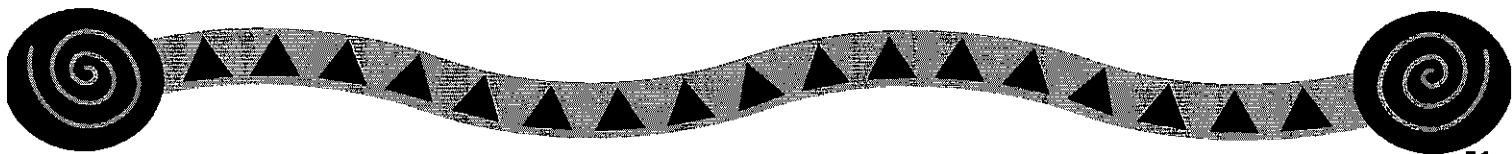
2018 District 10 Roundup Judge's / Helpers List

We need adult volunteer judges to help at the District contest. Please fill in your name what you would like to volunteer for below. **Please FAX or email this form to our office by March 9th.**

Name		Share The Fun CANNOT JUDGE: _____ (include age division as well as category)
Address		
City, Zip Code		
Phone		
E-mail		
Name		Share The Fun CANNOT JUDGE: _____ (include age division as well as category)
Address		
City, Zip Code		
Phone		
E-mail		
Name		Share The Fun CANNOT JUDGE: _____ (include age division as well as category)
Address		
City, Zip Code		
Phone		
E-mail		
Name		Share The Fun CANNOT JUDGE: _____ (include age division as well as category)
Address		
City, Zip Code		
Phone		
E-mail		
Name		Share The Fun CANNOT JUDGE: _____ (include age division as well as category)
Address		
City, Zip Code		
Phone		
E-mail		



Livestock Judging Packet



MEMORANDUM

SUBJECT: 2018 District 10 Livestock Judging Contest

DATE: Saturday, April 21, 2018 – Livestock Judging
Mansfield Park, 2886 Hwy 16 N, Bandera, Texas 78003

REGISTRATION: **Registration on 4-H Connect as follows:**

- **Regular Registration:**
 - **March 8-20, 2018** under the event “2017-2018 District 10 Spring Round-Up”
 - **Cost:**
 - **\$20 (Per Individual to include lunch)**
- **Late Registration:**
 - **March 21-23, 2018 ONLY** under the event “2017-2018 District 10 Spring Round-Up”
 - **Cost:**
 - **\$45.00 (Per individual, \$20 individual w/meal, plus \$25 late fee).**

AGE DIVISIONS: There will be three age divisions for all Judging Contests. Age division is determined by the grade as of August 31, 2017.

- Juniors – 3rd Grade (and 8 years old) – 5th Grade
- Intermediates – 6th – 8th Grade
- Seniors – 9th- 12th Grade

TEAM/INDIVIDUAL: Counties may enter as many teams as needed and up to 2 individuals in judging contests in each age division. All youth entered in each age division will be eligible for high point individual awards.

MATERIALS: Scantrons will be provided for all participants at the judging contests. Contestants will be required to bring two (2) #2 pencils and one clipboard.

Livestock Judging -

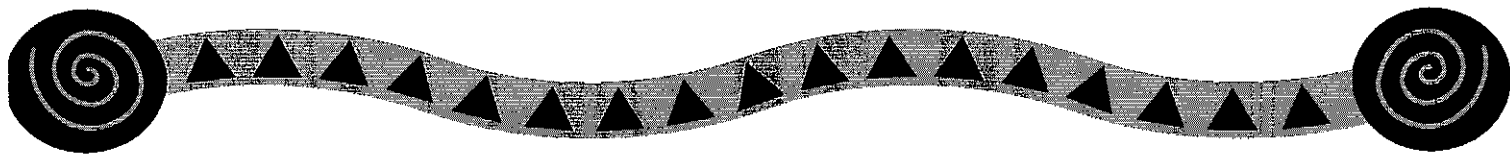
- Judge nine (9-10) classes with the possibility to drop down to eight (8-9).
 - Possibility of a Dorper Sheep Class and a Break/Questions Class
- Juniors will have 5 questions.
- Intermediates will give reasons over 1 class and will have 5 questions
- Seniors will give reasons on 4 classes.
- No printed materials may be used as an aid during the contest.

Contestants will utilize Expected Progeny Differences (E.P.D.'s).

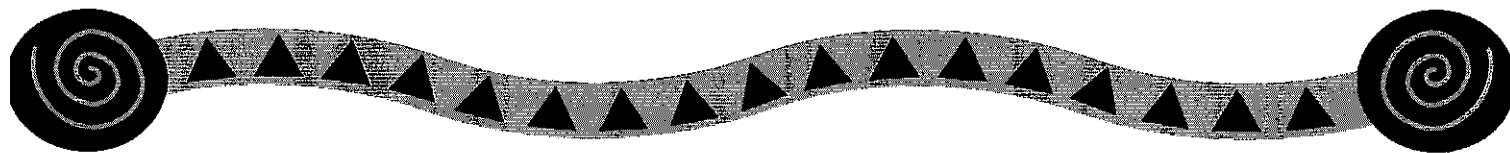
Due to County Office by March 9th – s-womble@ag.tamu.edu

*The persons listed below have been confirmed to assist at the **Livestock Judging Contest**. Help needed: livestock handlers, group leaders, and scribes.*

Name, Mailing Address and e-mail



Small Bore Rifle Packet



TEXAS 4-H YOUTH DEVELOPMENT – DISTRICT 10
Small Bore Rifle Contest

MEMORANDUM

SUBJECT: 2017 District 10 4-H Small Bore Rifle Contest

DATE: **Saturday, April 21, 2018**

LOCATION: **Wilson County Fairgrounds, Floresville, Texas**

REGISTRATION: Regular Registration: March 8-20, 2018 on 4-H Connect
Late Registration: March 21-23, 2018 **ONLY** on 4-H Connect (no late entries will be accepted after this deadline)

District 10 will be conducting the 4-H Smallbore Rifle Contest on Saturday, April 21, 2018 at the Wilson County Fairgrounds in Floresville. **This is an Indoor – 50 foot competition.**

A concession stand will be provided the day of the contest. We ask that you patronize that concession stand as a gesture of “thanks.”

DIVISIONS: There will be four divisions. Division is determined by the 4-Hers grade as of August 31, 2017.

- Junior – 3rd-5th Grade
- Junior Intermediate – 6th-7th Grade
- Intermediate – 8th Grade
- Senior – 9th-12th Grade

TEAM/

INDIVIDUAL: Counties may enter as many teams as they wish in each age division. Junior, Junior Intermediate, Intermediate and Senior age divisions may enter up to two (2) individuals in the contest and individuals will be eligible for high point individual awards.

CONTEST

SCHEDULE: A shooting schedule will be sent to counties after registration has closed and all entries have been compiled.

EQUIPMENT/

MATERIALS: Contestants/counties will be required to provide their own firearms and ammunition.

- Any rifle - Rifle must conform to NRA 3.2 rule. Any safe .22 caliber rimfire rifle chambered for .22 Short, .22 Long or .22 Long Rifle cartridges may be used in Smallbore 3-position Rifle competitions. No restriction is placed on barrel length or overall weight of the rifle and accessories. No part of the rifle or any attachment may extend more than three (3) inches (7.62 cm) beyond the rear of the shooter's shoulder. Triggers must not be subject to accidental discharge. The same rifle must be used throughout a match except in the case of malfunction or a disabled rifle. In either event the competitor may change rifles with the permission of the range officer.
- Ammunition - At least 100 rounds per contestant for sighting and scoring. Only standard or high velocity .22 rimfire ammunition commercially catalogued as .22 Short, .22 Long or .22 Long Rifle ammunition with an overall length of not more than 1.1 inches, a lead or alloy bullet no larger than .23 inches in diameter and a weight of no more than 40 grains may be used. (Match, target or standard velocity ammunition will give the best accuracy and precision in most firearms.) No hollow points are allowed.

Eye and Ear Protection – Required for everyone on the range including competitors, coaches and range officer.

Rifle rests - Seniors and Intermediates are recommended to use rifle rests between firing in the standing position.

TARGETS: Orion targets will be used for all Senior, Intermediate, Junior Intermediate, and Junior competitors.

Targets will be provided for each team member, for each firing position. You do not need to bring targets.

Targets will be coded and distributed to the coach at the registration held immediately prior to the start of the contest.

NOTE: If a Top Gun contest is held following the District Rifle Contest, the sponsoring organization/county/club must provide all targets, awards, etc.

SCORING: Scoring will be done by the Orion Electronic Scoring system. Team scores will consist of the three highest scores in each position (dropping the lowest score per position per 4 person team). Any cross-over shots, excessive shots or sighting shots out of sighting bulls, etc. must be verified and initialed by the range officer before the target is removed from the backstop. Once removed from the backstop, special consideration will not be given. It is the responsibility of the coach to verify these irregularities and bring them to the attention of the range officer at the time of occurrence and to have the range officer make a notation on the target before it is removed from the backstop. Also, contrary to State Rifle Contest Rules which enforces NRA Rule 9.8B, stating basically "participants will go for the record shots once a sighter is out of the sighter ring", the District will not enforce the rule but coaches must report sighters out of the ring to the range officer. The decision on scoring challenges will be accomplished using the "protest" feature in the Orion system, not using a plug as stated in NRA rule 10.10.6.1.


- AWARDS:** Awards will be presented after scores have been tabulated following the contest.
- LIABILITY FORM:** A liability form will be required for every participant. It must be completed and signed by both the contestant and the parents prior to participation. This form must be received in the District Office by March 23, 2018.
- RANGE OFFICER:** The range officer will run the range, monitor safety and conduct, verify targets and assist shooters as necessary. The range officer will make note of cross-over shots, excessive shots, sighting shots out of sighting bull or other irregularities at the time they occur and make notations on targets to facilitate the scoring process. The range officer will receive protests and make a decision on whether or not to uphold the protest. He may choose to consult with the head scorer to pass judgment on a protest concerning scoring.
- SAFETY:** All firearms, whether being carried, at rest in vehicles near the range, or at rest, will be unloaded and will have bolts open except when on firing line in the process of firing. All firearms are required to have "open bolt indicators" (OBI's) until called to firing point and preparation time, when a match is completed and when cease fire is called. All rifles will remain in a case or appropriate rifle stand at all times until the participants are instructed by the range officer to take them to the firing line. A total of four coaches will be allowed on the firing line with each four-member team. A safety committee consisting of one person per participating county will be appointed by the safety committee chairpersons prior to the contest, with three persons on duty at any one time. It will be the responsibility of these persons to monitor the safe conduct and handling of firearms of all persons present in and around the contest location and to either immediately correct the situation or report the infraction to the range officer.
- CONDUCT:** Violation of accepted rules of safety and conduct on the range will, at the discretion of the range officer, disqualify a contestant, or in the case of a coach, result in the removal of the coach from the firing line.
- DISTRICT RULES:** The following rules have been set by the District Shooting Sports Committee:
- 1) Coaches will be responsible for safety of equipment (e.g., Trigger pull); however, the selected range officer will have the authority to deem something unsafe and make corrections at time of the contest.
 - 2) NRA rules will be followed except as noted. State rules apply at District Contest.
 - 3) Adequate and appropriate eye and ear protection is required for all persons on the firing line during live firing at all 4-H shooting sports events and activities at all levels (state, district, county and club) with the following exceptions.

4) Individuals will register themselves for this event. ***If families are required to pay the registration fee on 4-H Connect, they may only use a credit card or debit card. No personal checks may be sent to the Texas 4-H Foundation for payment. If counties are paying for all contestants, they may send ONE COUNTY Check for all participants and it must be in the Foundation Office BEFORE the contest! Checks are to be made out to Texas 4-H Foundation.***

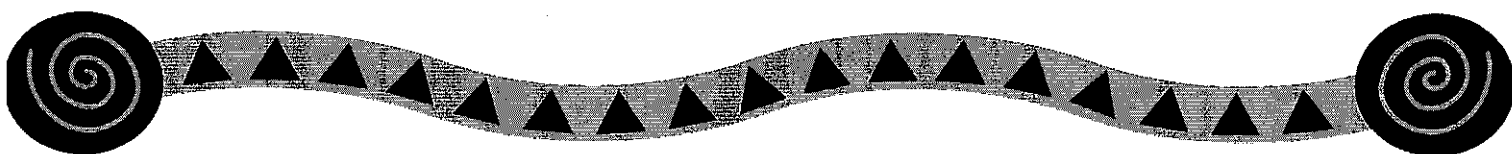
5) There will be a charge of \$1.00 per challenge of target scoring. Juniors, Junior Intermediates, and Intermediates will be allowed to have a coach present during the challenge. Senior shooters must challenge by themselves.

6) Firing Positions for each age division are as follows:

Division	Prone Targets	Kneeling Targets	Standing Targets	Time Allotted
Junior 3 rd - 5 th Grade	2	0	0	30
Junior Intermediate 6 th - 7 th Grade	2	1	0	45
Intermediate 8 th Grade	1	1	1	45
Senior 9 th - 12 th Grade	2	2	2	90



Maps

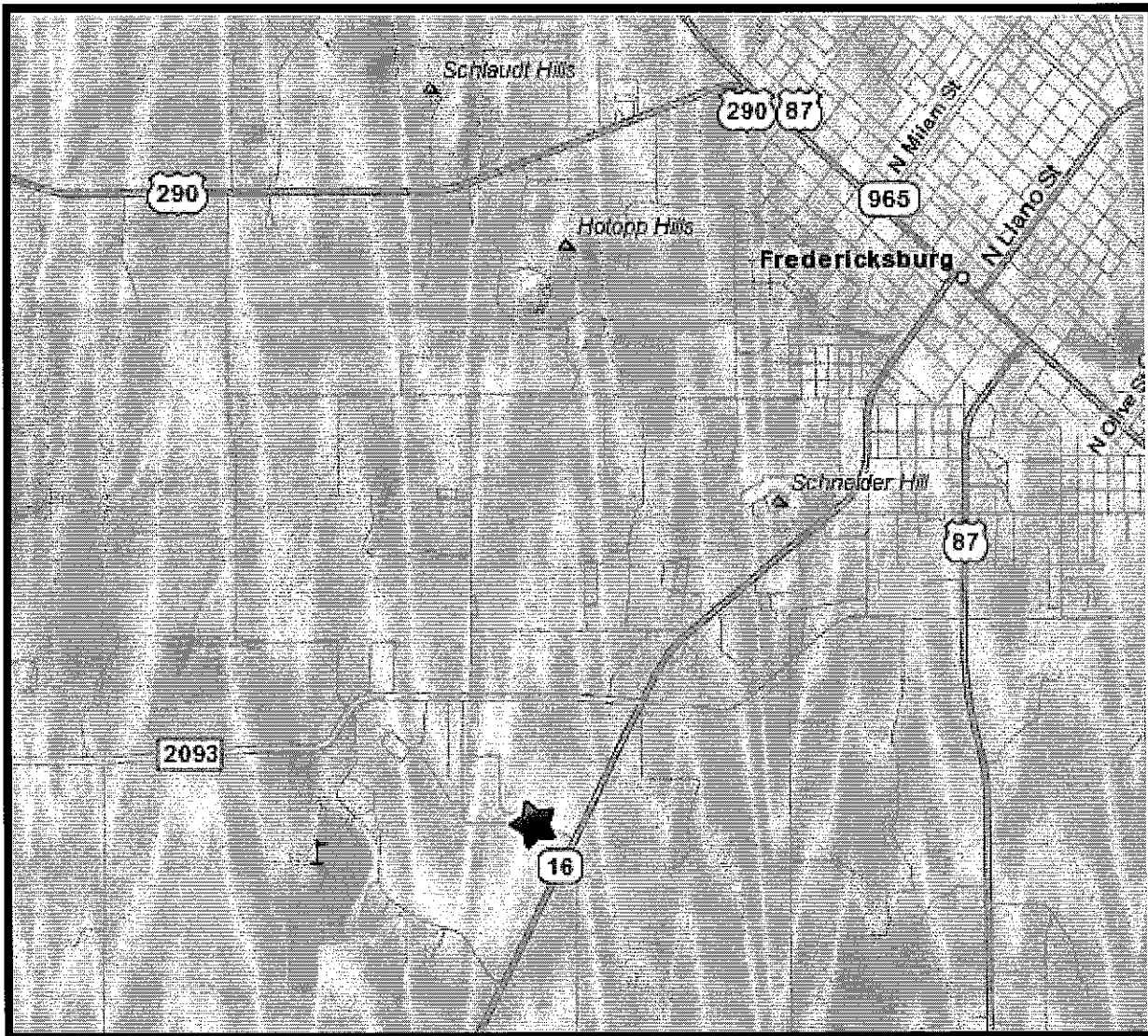


Soil Judging, Range & Pasture ID, Range Evaluation, Mohair Judging, and Wool Judging

Gillespie County Fairgrounds

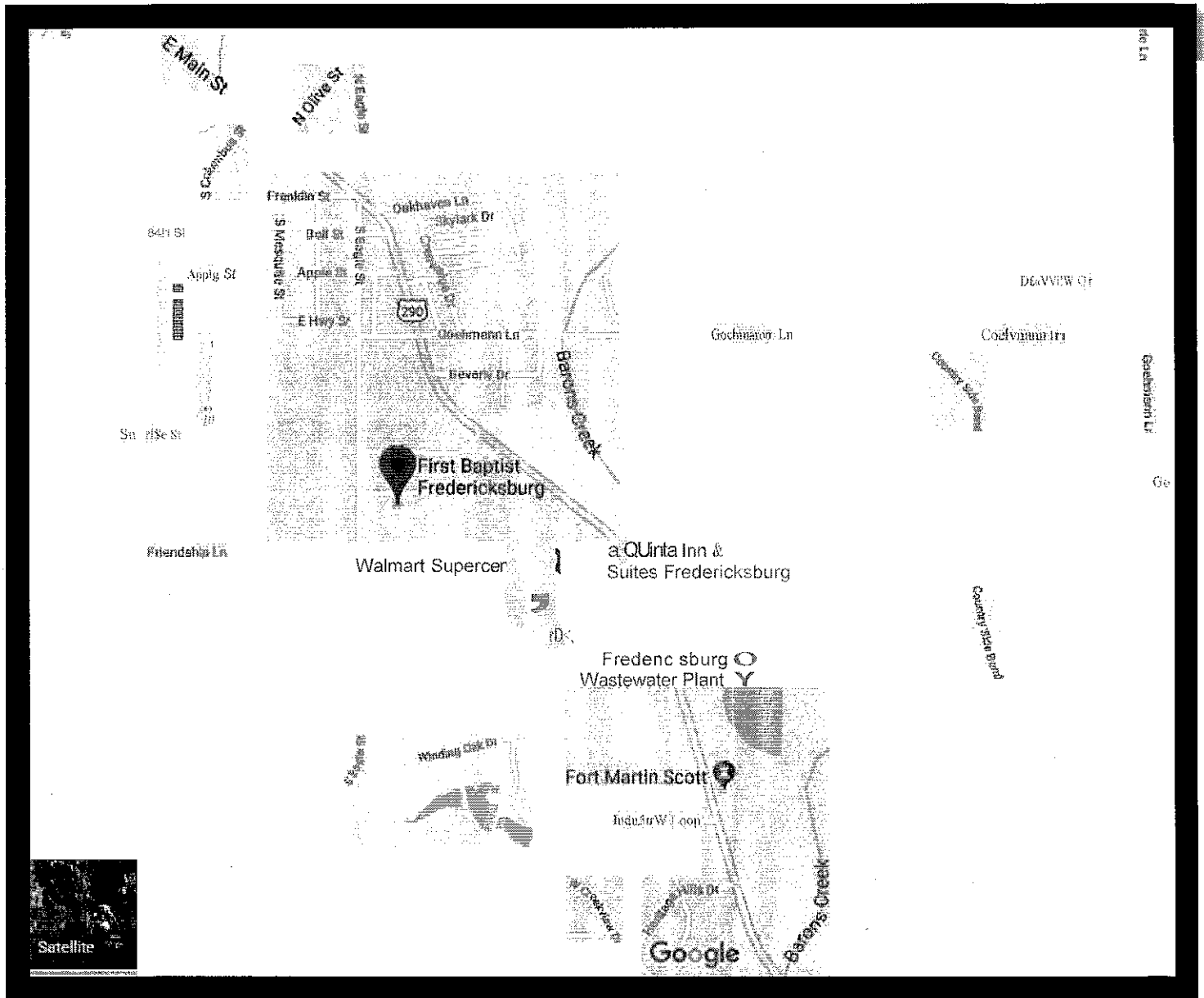
530 Fair Drive

Fredericksburg, TX 78624



Leaders 4 Life

First Baptist Fredericksburg
1407 E. Main Street
Fredericksburg, TX 78624

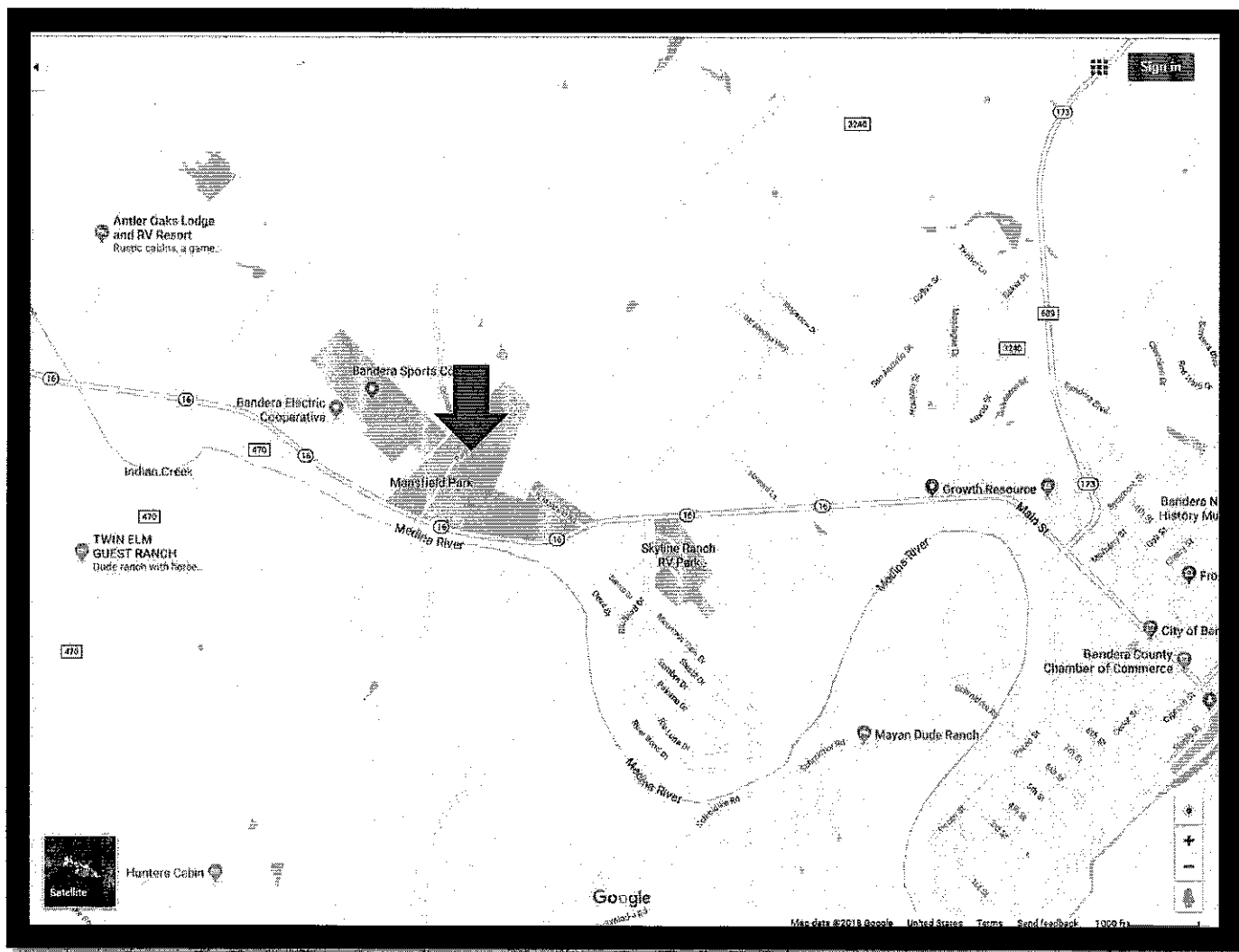


Fredericksburg, TX 78624



Livestock Judging

Mansfield Park
2886 HWY 16 N
Bandera, TX 78003




Small Bore Rifle Contest

Wilson County Fairgrounds

To get driving directions from your location go to: www.mapquest.com

- Select "Directions"
- Put in your starting location
- Put in destination location of 435 State Highway 97 E, Floresville, TX 78114
- Print your map and directions





***DUE TO THE COUNTY EXTENSION OFFICE: Wednesday, April 11, 2018**

Texas A&M AgriLife Extension Service

Declaration of Eligibility Form



This information is requested in accordance with the provisions of the Texas Education Code and in cooperation with the Texas Education Agency and local public school board policies.

Parent/Guardian/County Extension Agent - Complete This Section

In accordance with 4-H policy, provided by our local Extension office, I respectfully request (check (√) one):

☐ Academic eligibility information only

☒ Academic eligibility information and authorization to receive an excused absence from school

Date: April 19 - 21, 2018 Name of Activity: District Spring 4-H Roundup Contest

Date(s) to be absent from school: _____

Signature of Parent/Guardian: _____

I hereby certify that _____ is a member of 4-H in Bexar County and is scheduled to participate in this activity representing 4-H. He/she will be under the supervision of Texas A&M AgriLife Extension Service faculty or agency's designated volunteer leader.

February 7, 2018

Date

Natalie Cervantes
County Extension Agent

Principal - Complete This Section

Check (√) one:

☐ I do certify that the student is academically eligible to participate in the above mentioned extracurricular activity on dates(s) listed above.

☐ I do not certify this student because he/she is NOT academically eligible to participate in the above mentioned extracurricular activity.

Check (√) one:

☐ An excused absence will be granted on dates(s) listed above.

☐ An excused absence will not be granted.

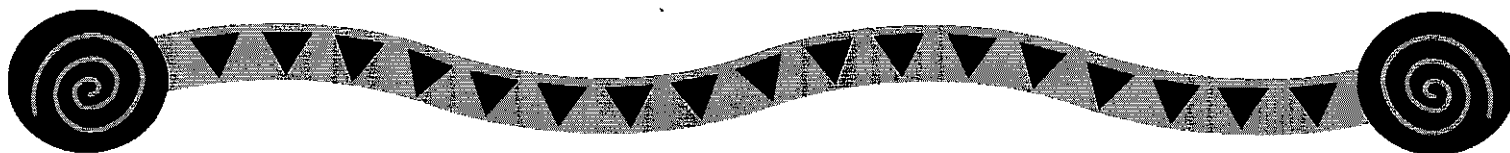
☐ Does not apply.

Signed: _____ Date: _____

Principal or Designee

Name of School

Instructions: 4-H member should return form to the County Extension Office. Return to: Bexar County 4-H, 3355 Cherry Ridge, S-212, SA, Tx. 78230 or fax to 210/631-0429 or email to paxtell@ag.tamu.edu. Schools requiring a copy of this form should make a copy before returning it to the student. 4-H members should also make a copy for their file before returning it to the County Extension Office.



4-H Motto and Pledge

**In support of the 4-H Club Motto: To
Make the Best Better**

**I pledge: My Head to clearer thinking,
My Heart to greater loyalty, My Hands
to larger service, and My Health to
better living, for my club, my
community, my country, and my
world**

